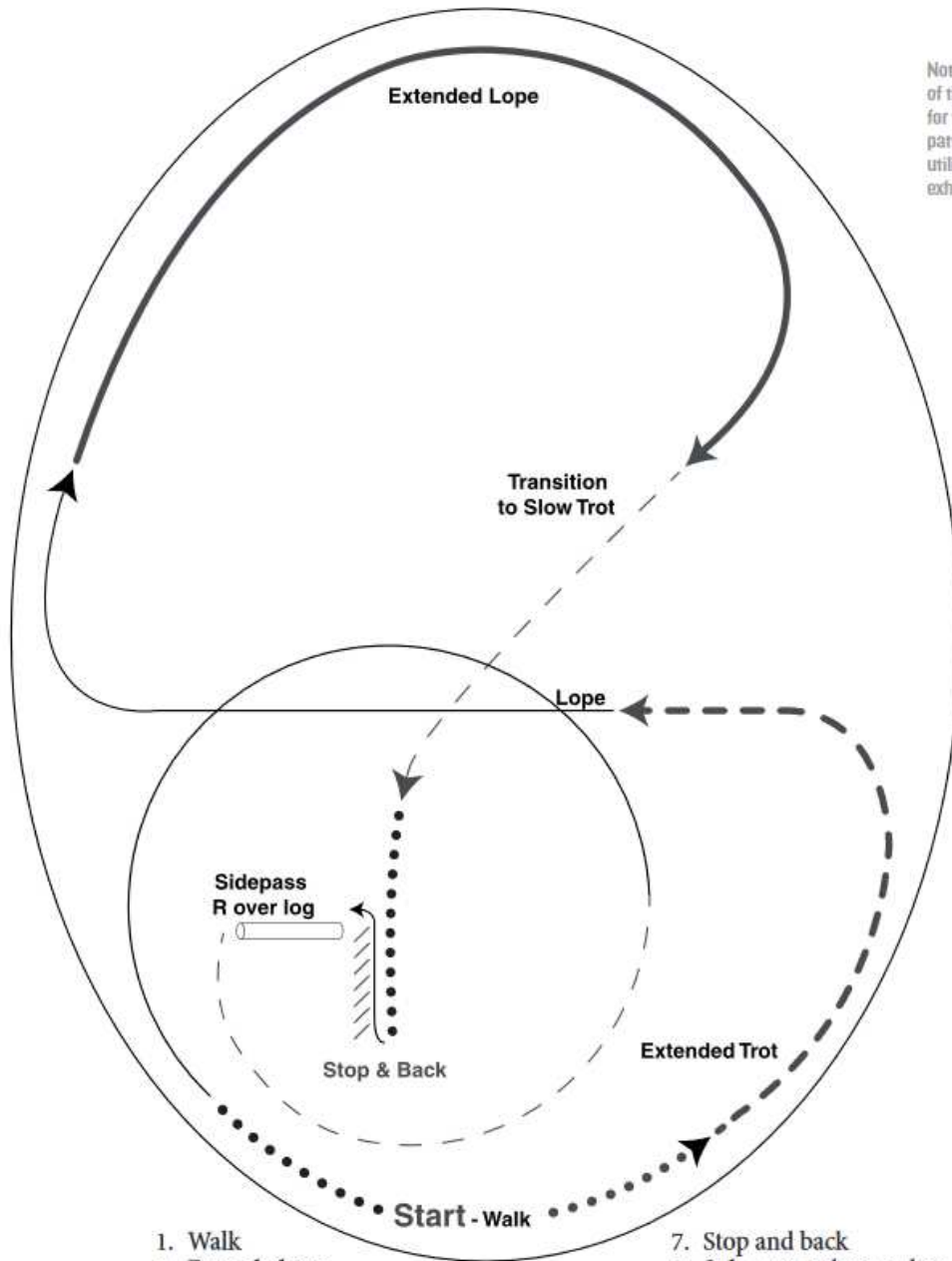


DQHA Futurity Mitte / Erbach 08.-10. September 2017

Ranch Riding Open L1 / Futurity / Amateur L1

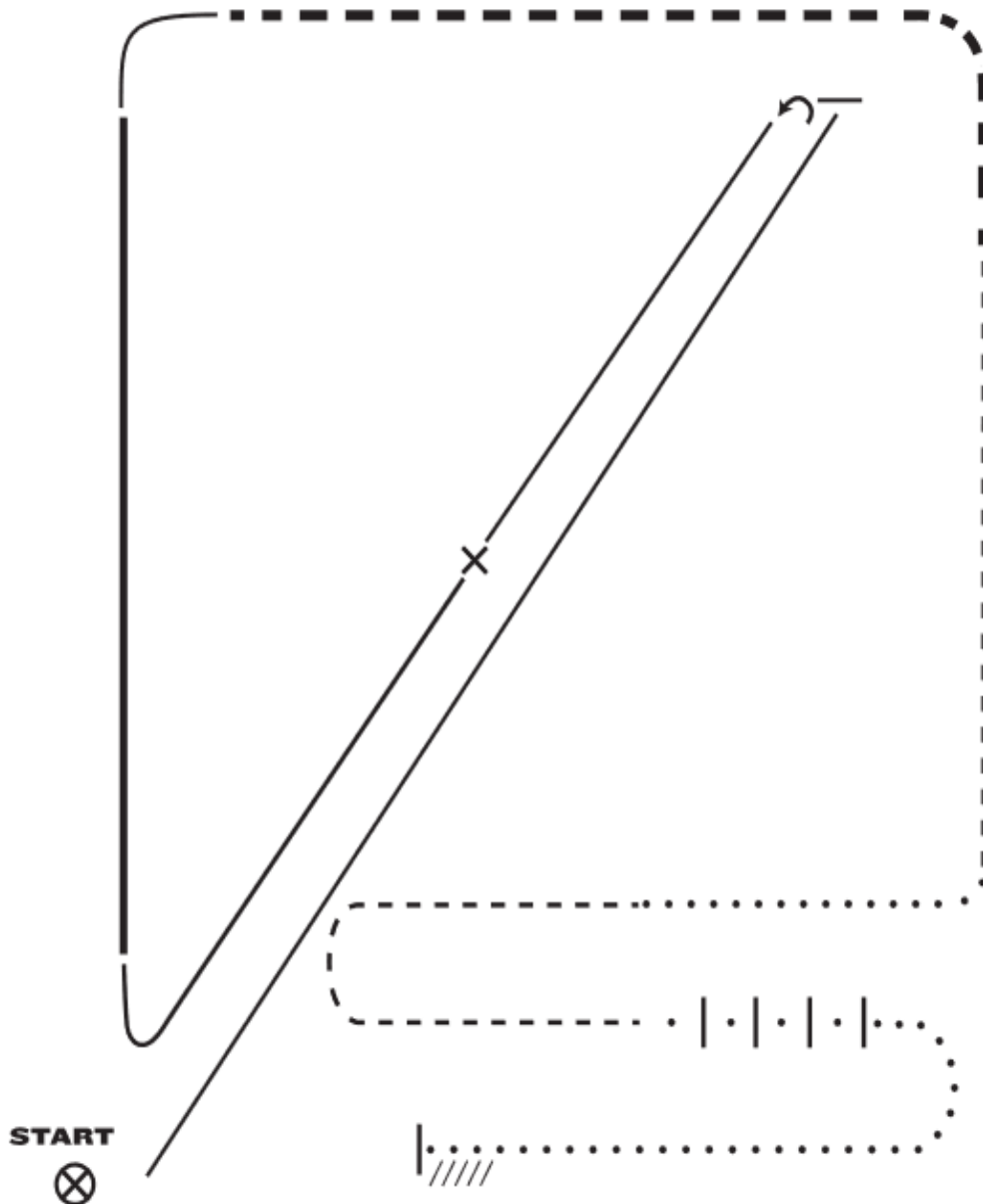


Note: The drawn description of this pattern is only intended for the general depiction of the pattern. Contestants should utilize the arena space to best exhibit their horses.

1. Walk
2. Extended trot
3. Lope right lead
4. Extended lope
5. Transition to slow trot
6. Extended walk
7. Stop and back
8. Side pass right over log
9. Trot 1/2 circle
10. Lope left lead 3/4 circle
11. Exit at a walk

DQHA Futurity Mitte / Erbach 08.-10. September 2017

Ranch Riding Amateur

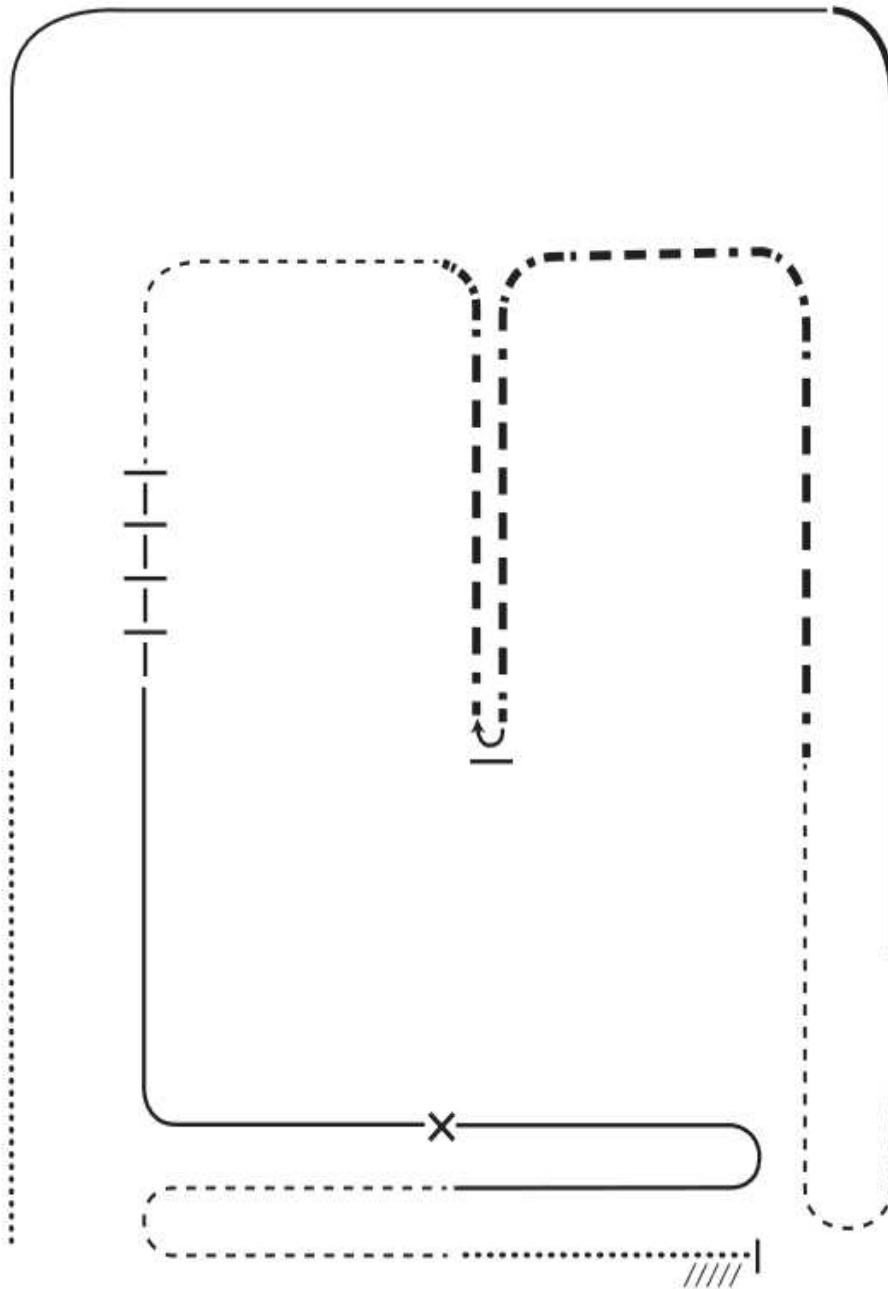


1. Right lead lope up arena
2. Stop and roll back to the left
3. Left lead lope down the arena
4. Change leads and continue loping around corner
5. Extended lope up arena, collect
6. Extended trot
7. Trot
8. Walk
9. Trot
10. Walk over logs
11. Walk
12. Stop and back

NOTE: The drawn description of this pattern is only intended for the general depiction of the pattern. Contestants should utilize the arena space to best exhibit their horses.

DQHA Futurity Mitte / Erbach 08.-10. September 2017

Ranch Riding Open all ages / Maturity



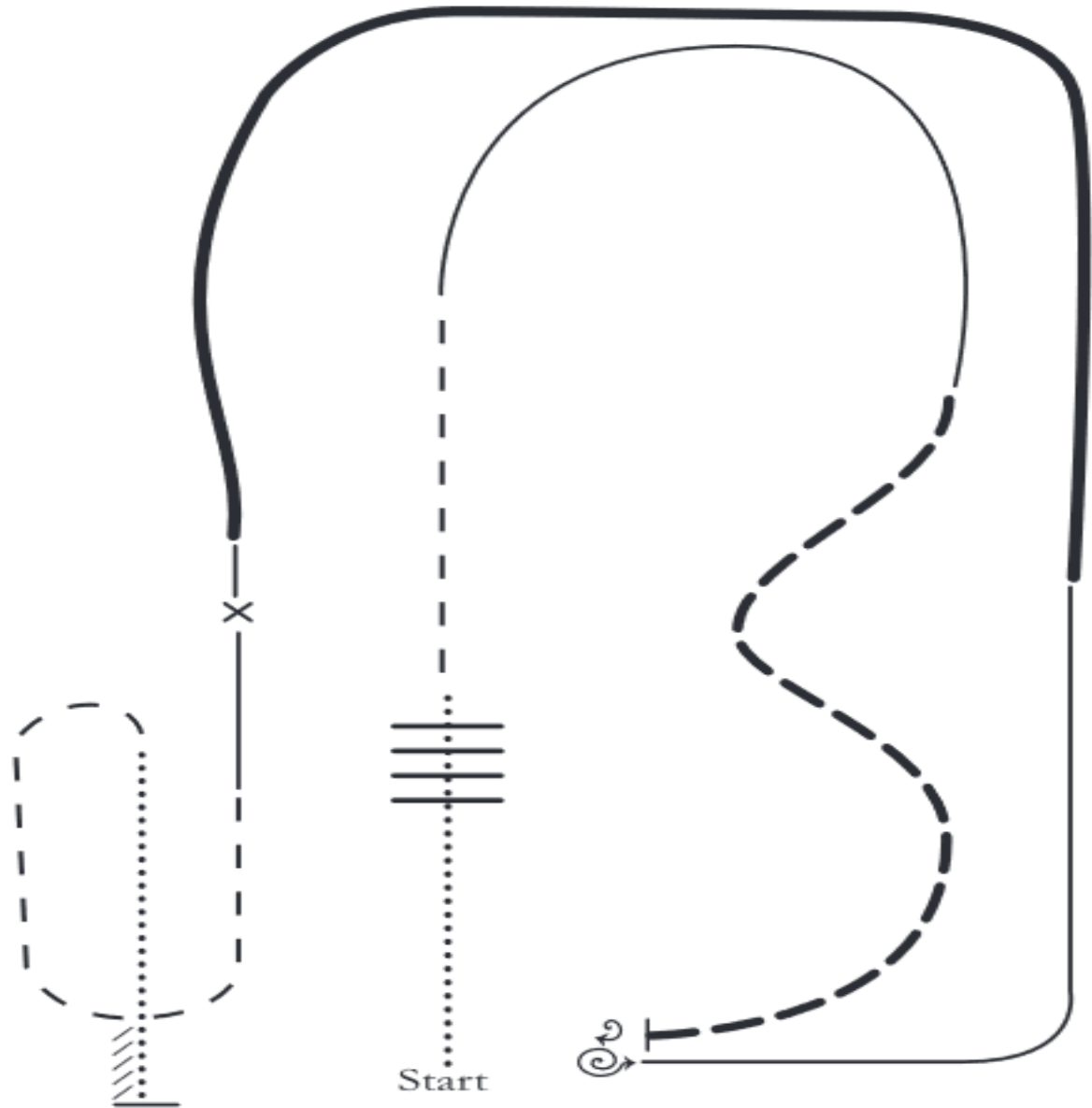
1. Walk
2. Trot
3. Right lead lope
4. Extended lope, collect
5. Trot
6. Extended trot
7. Stop, right rollback
8. Extended trot, collect to trot
9. Trot logs
10. Left lead lope
11. Change leads
12. Right lead lope
13. Trot
14. Walk
15. Stop and back

NOTE: The drawn description of this pattern is only intended for the general depiction of the pattern. Contestants should utilize the arena space to best exhibit their horses.

DQHA Futurity Mitte / Erbach 08.-10. September 2017

Ranch Riding

Youth / rasseoffen



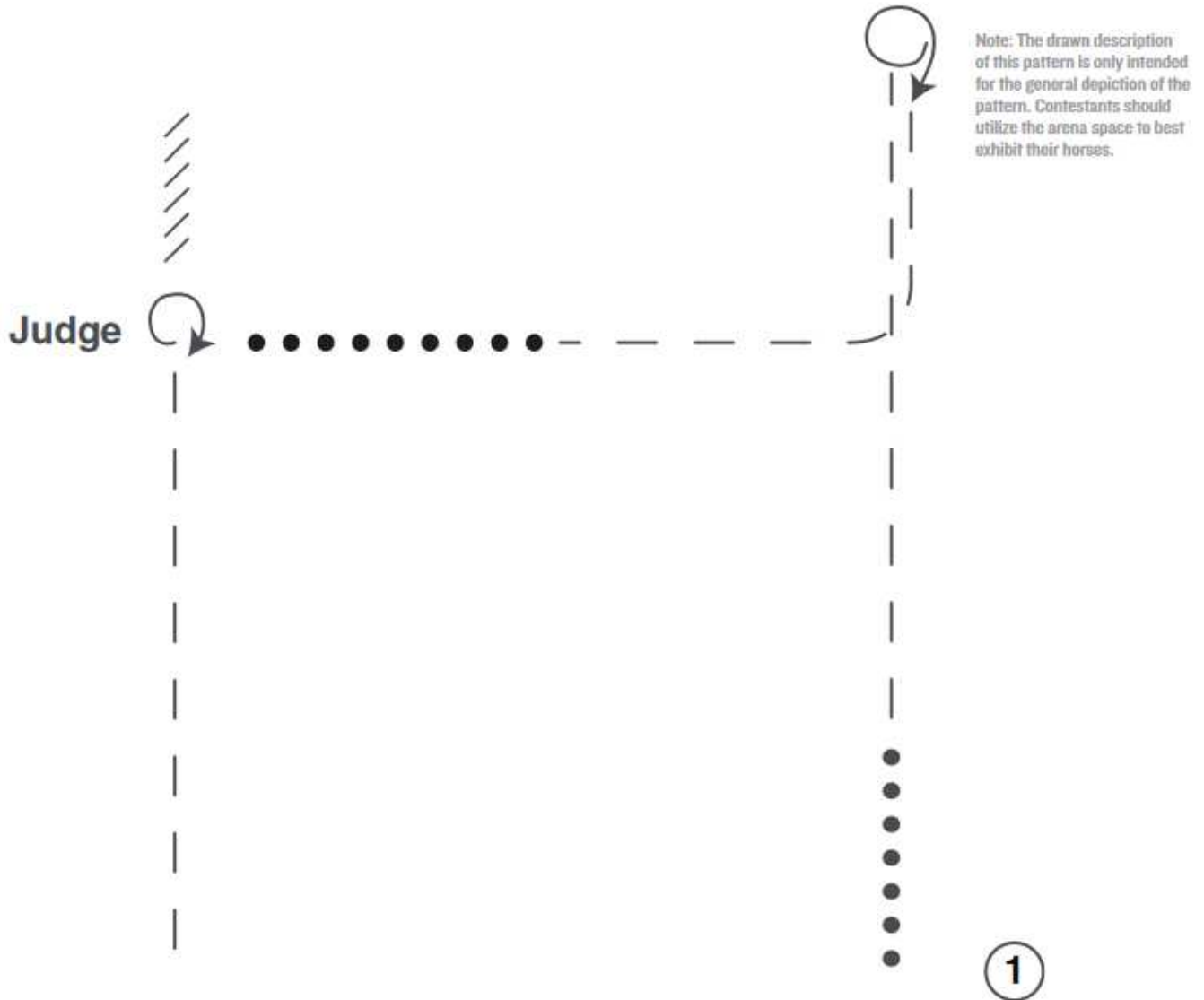
1. Walk
2. Walk over logs
3. Trot
4. Right lead lope
5. Serpentine at extended trot, stop
6. 360° right, 1 1/2 left
7. Left lead lope
8. Extended lope around end
9. Slow to the lope, change leads
10. Trot
11. Walk
12. Stop and back

Note: The drawn description of this pattern is only intended for the general depictions of the pattern. Contestants should utilize the arena space to best exhibit their horses.

DQHA Futurity Mitte / Erbach 08.-10. September 2017

Showmanship at Halter

Youth

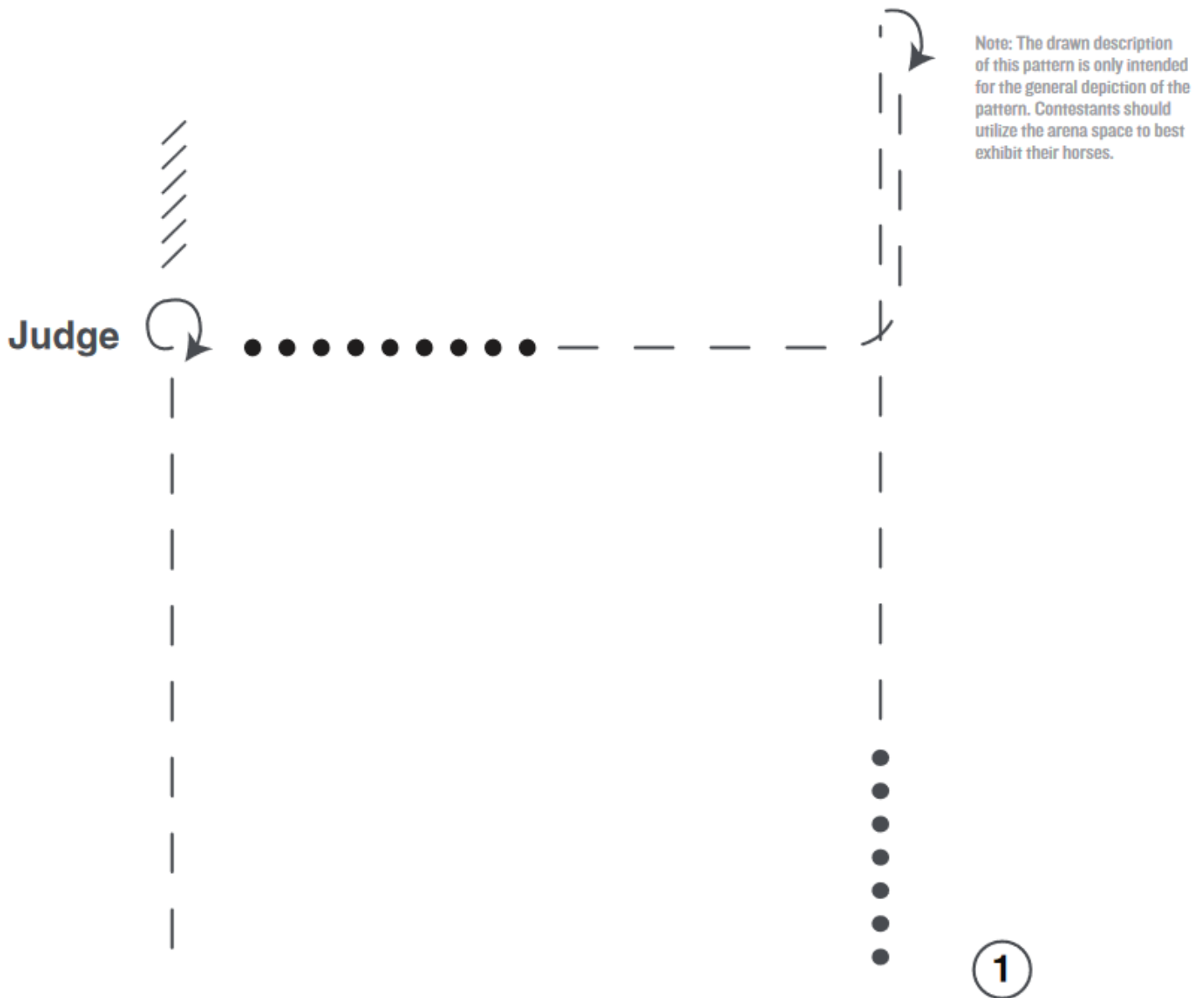


1. Be ready at marker 1. Walk 1/3 of the distance of your line
2. Trot to the end of your line
3. Stop and execute 1 ½ turns
4. Trot down line and turn towards the judge. After making the corner trot ½ way to the judge
5. Walk to the judge and set up
6. Inspection
7. After inspection, execute a ¾ turn
8. Back approximately 2 horse lengths and exit at the trot

DQHA Futurity Mitte / Erbach 08.-10. September 2017

Showmanship at Halter

rasseoffen

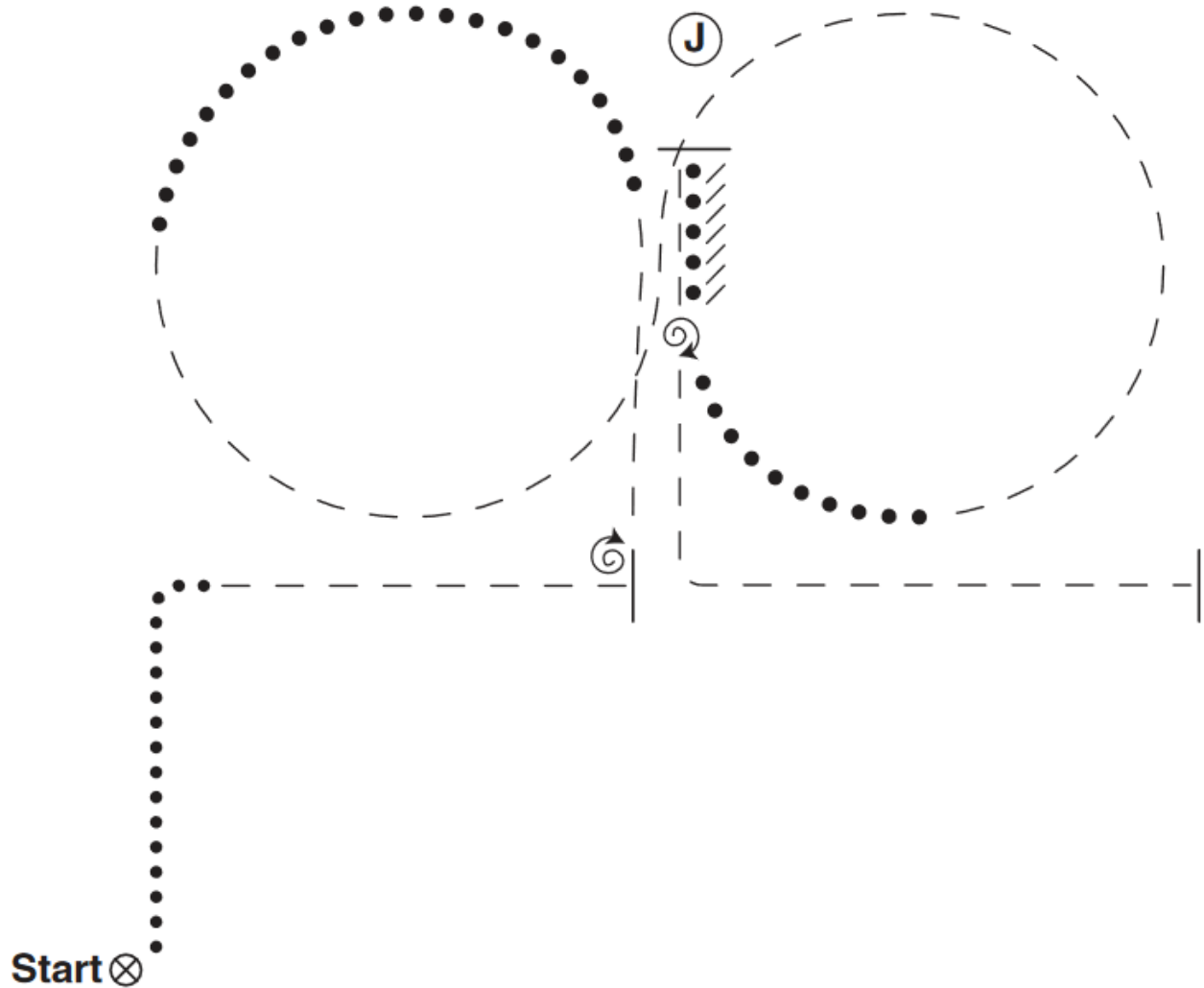


1. Be ready at marker 1. Walk $\frac{1}{3}$ of the distance of your line.
2. Trot to the end of your line
3. Stop and execute $\frac{1}{2}$ turns
4. Trot down line and turn towards the judge. After making the corner trot $\frac{1}{2}$ way to the judge
5. Walk to the judge and set up
6. Inspection
7. After inspection, execute a $\frac{3}{4}$ turn
8. Back approximately 2 horse lengths and exit at the trot

DQHA Futurity Mitte / Erbach 08.-10. September 2017

Showmanship at Halter

Amateur



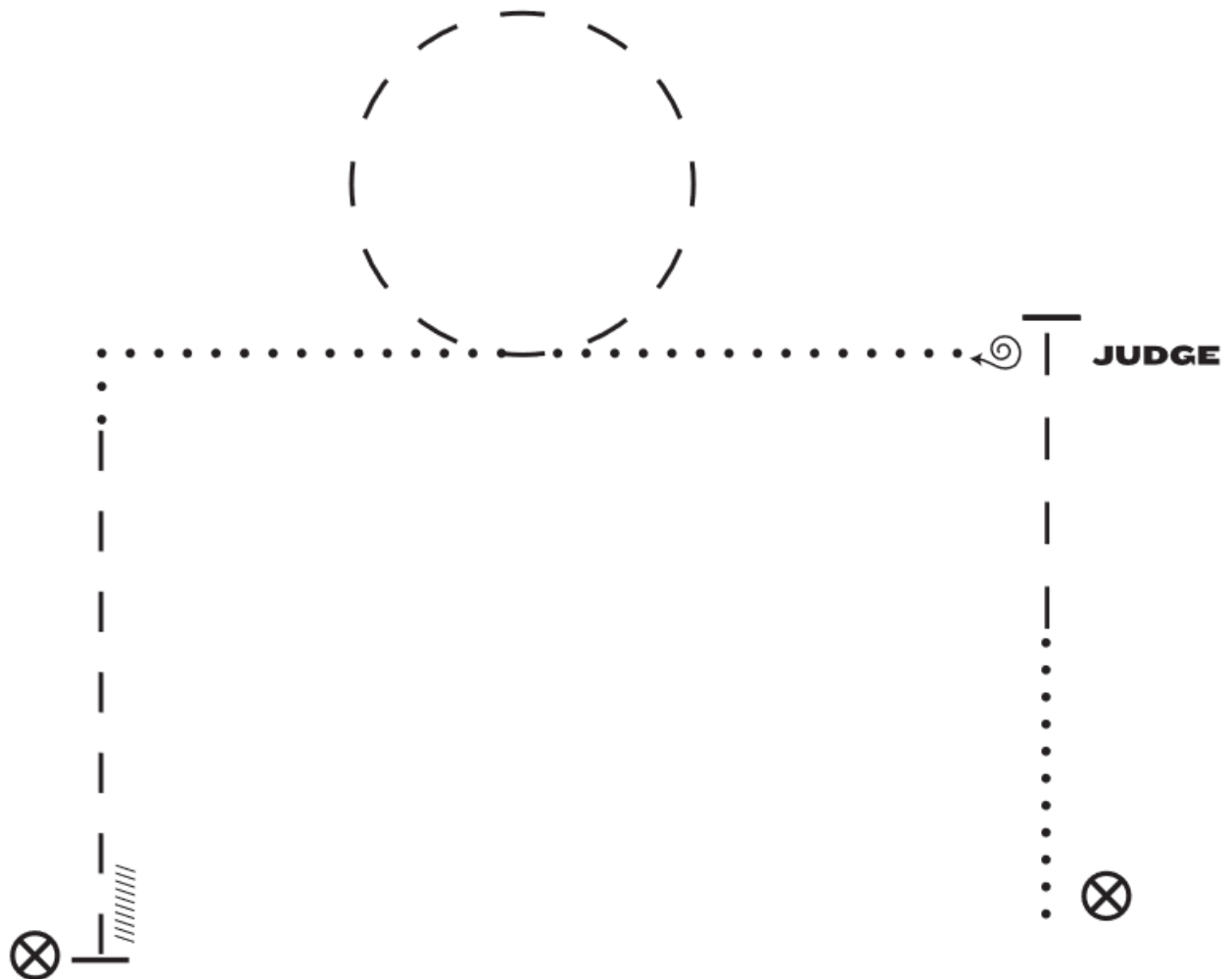
- I. Walk corner
2. Trot
3. Set up. Hesitate. Continue
4. 1 3/4 turn
5. Trot towards judge and walk; trot left circle as shown
6. Trot, walk, right circle and walk to judge
7. Set up for full inspection
8. Back 2 horse lengths
9. 1 1/2 turn
10. Trot left corner and stop, no set up
- II. Exit at walk or trot

NOTE: The drawn description of this pattern is only intended for the general depiction of the pattern. Contestants should utilize the arena space to best exhibit their horses.

DQHA Futurity Mitte / Erbach 08.-10. September 2017

Showmanship at Halter

Amateur L1



1. Walk
2. Trot, stop with horse's shoulder even with judge
3. Set-up for inspection. After inspection, judge will move to horse's hip.
4. 1 3/4 turn
5. Walk to center
6. Trot circle
7. Walk corner
8. Trot to end, stop.
9. Back 2 horse lengths, hesitate
10. Exit at walk or trot

NOTE: The drawn description of this pattern is only intended for the general depiction of the pattern. Contestants should utilize the arena space to best exhibit their horses.

DQHA Futurity Mitte / Erbach 08.-10. September 2017

Western Riding

Open L1	Green #2
Youth	Green #2
Amateur L1	Green #3
Futurity	Green #3

Amateur	#2
Open all ages	#2
Maturity	#4

Reining

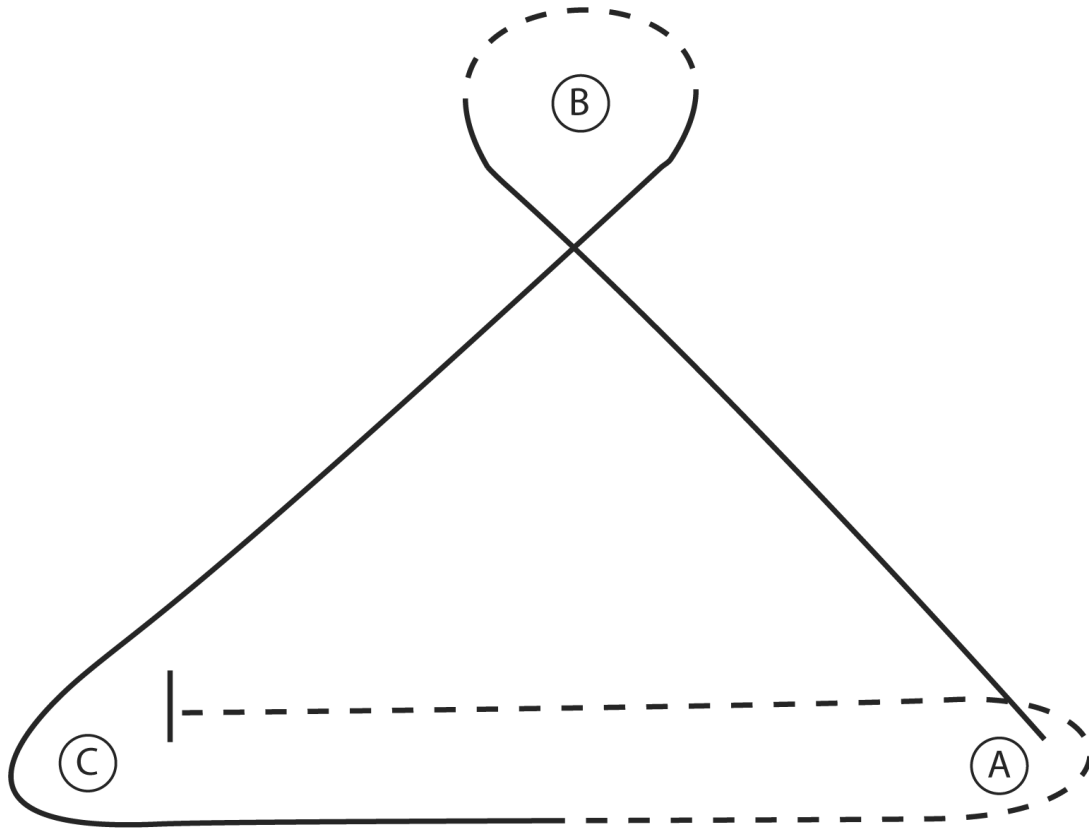
Open L1	#6
Youth	#6
Futurity	#8
Amateur L1	#8

Amateur	#9
Open all ages	#10
Maturity	#4

DQHA Futurity Mitte 2017

Hunt Seat Equitation (Youth/Amateur)

Show Date: 09-09-2017



1. Canter on the right lead A to B
2. At B posting trot around B
3. At B canter on the left lead to and around C and continue towards A
4. Halfway to A posting trot on the right diagonal to and around A and continue towards C
5. Halfway to C sit the trot
6. Stop at C

Walk
Trot	-----
Extended Trot	-----
Canter	————
Leg Yield	
Lead Change	↘
Back	←←←←
Marker	(B)
Sidepass	←←←←

[HSE/2-4]

Pattern Provided by:

Judges

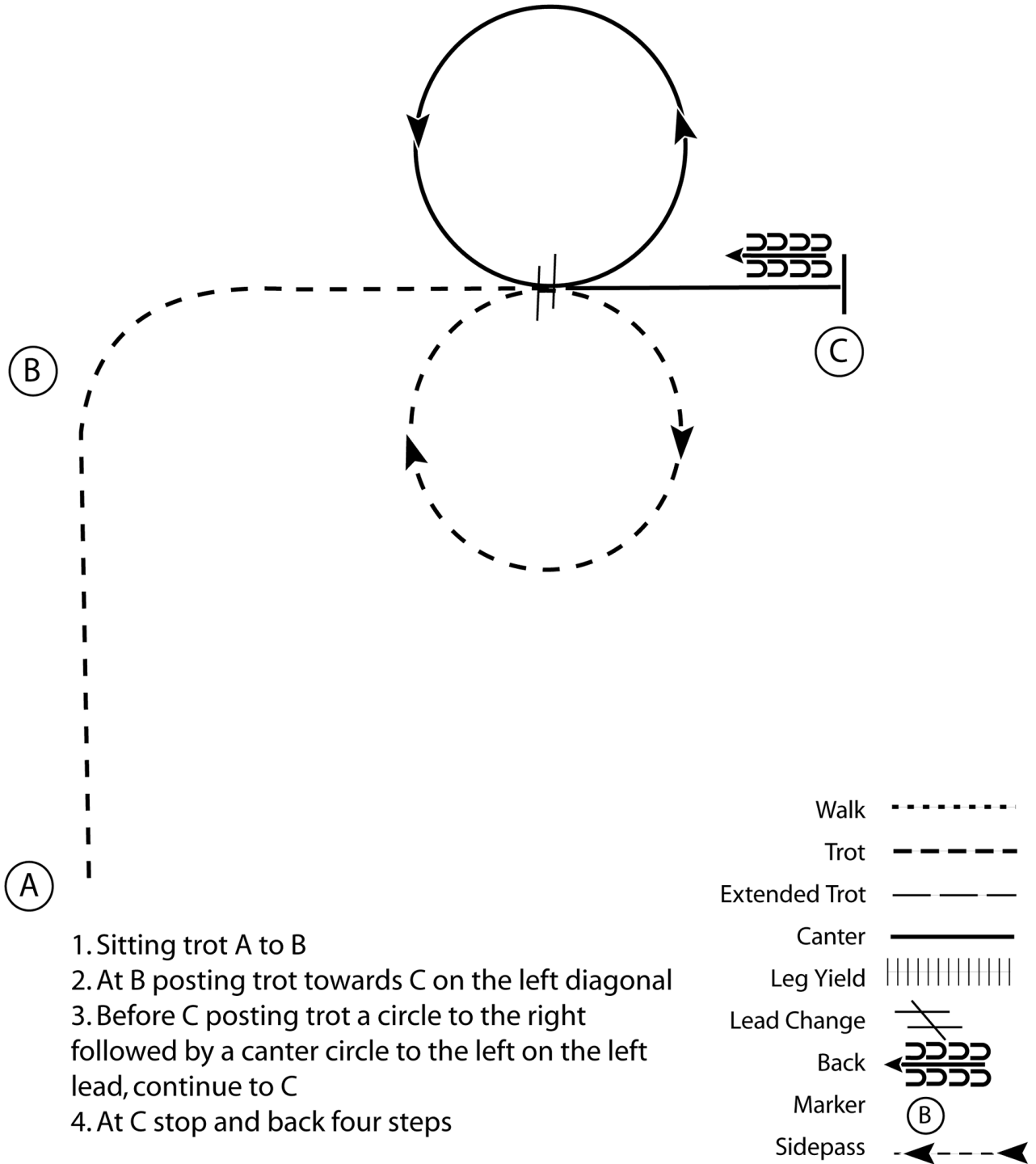
DQHA Futurity Mitte 2017

Hunt Seat Equitation (Amateur L1)

Show Date: 09-09-2017

w w w . H o r s e S h o w P a t t e r n s . c o m

w w w . H o r s e S h o w P a t t e r n s . c o m



[HSE/1-10]

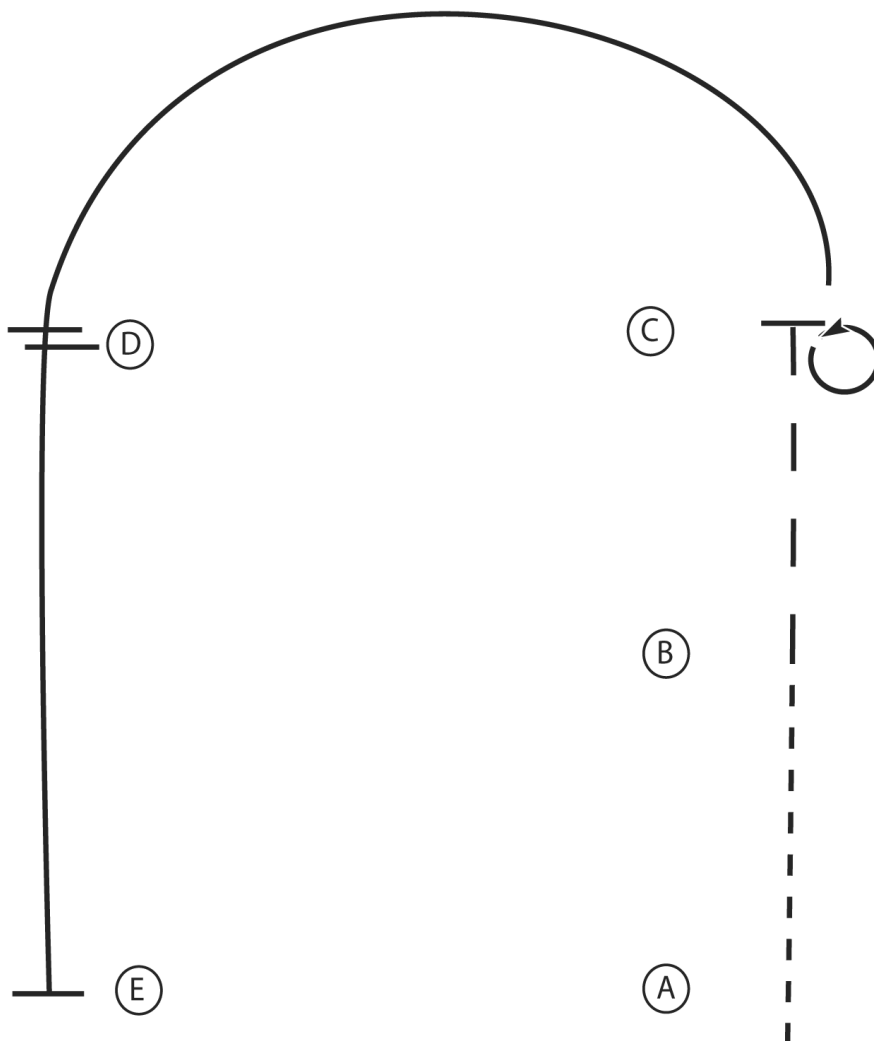
Pattern Provided by:

Judges

DQHA Futurity Mitte 2017

Western Horsemanship (Youth/Amateur)

Show Date: 09-09-2017



1. Jog A to B
2. At B extend the jog to C
3. At C stop and perform a 360 turn to the left on the hindquarters
4. Lope on the left lead in a half circle around C and D
5. At D perform a lead change and continue to E
6. Stop at E

Walk
Jog	-----
Extended Jog	-----
Lope	—————
Leg Yield	
Lead Change	↘
Back	←←←←← →→→→→
Marker	(B)
Sidepass	←←←←←

[WH/2-12]

Pattern Provided by:

Judges

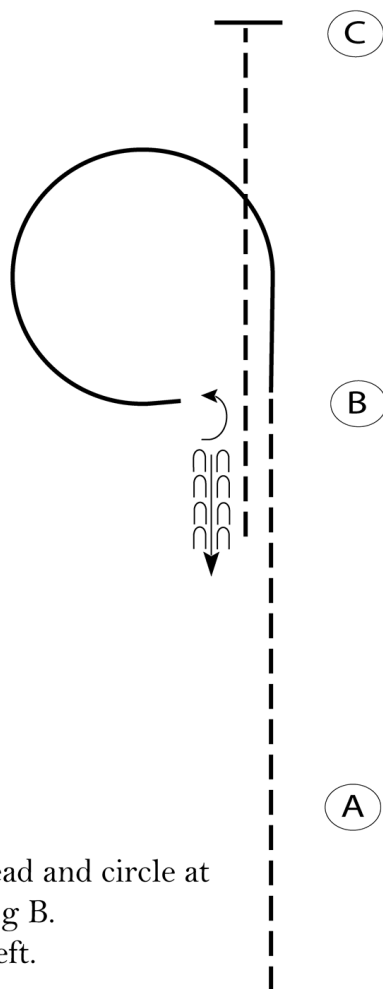
DQHA Futurity Mitte 2017

Western Horsemanship (Amateur L1)

Show Date: 09-09-2017

w w w . H o r s e S h o w P a t t e r n s . c o m

w w w . H o r s e S h o w P a t t e r n s . c o m



Begin before A at a jog.

1. Jog from A to B.
2. At B, lope on the left lead and circle at B as shown. Stop facing B.
3. Turn 1/4 turn to the left.
4. Back one horse length.
5. Jog to C. Stop at C.

Follow the instructions of your ring steward.

Walk	-----
Jog	- - - - -
Extended Jog	- - - - -
Lope	—————
Leg Yield	
Lead Change	— / —
Back	← ← ← ← ←
Marker	ⓑ
Sidepass	← — — — — →

[WH/1-17]

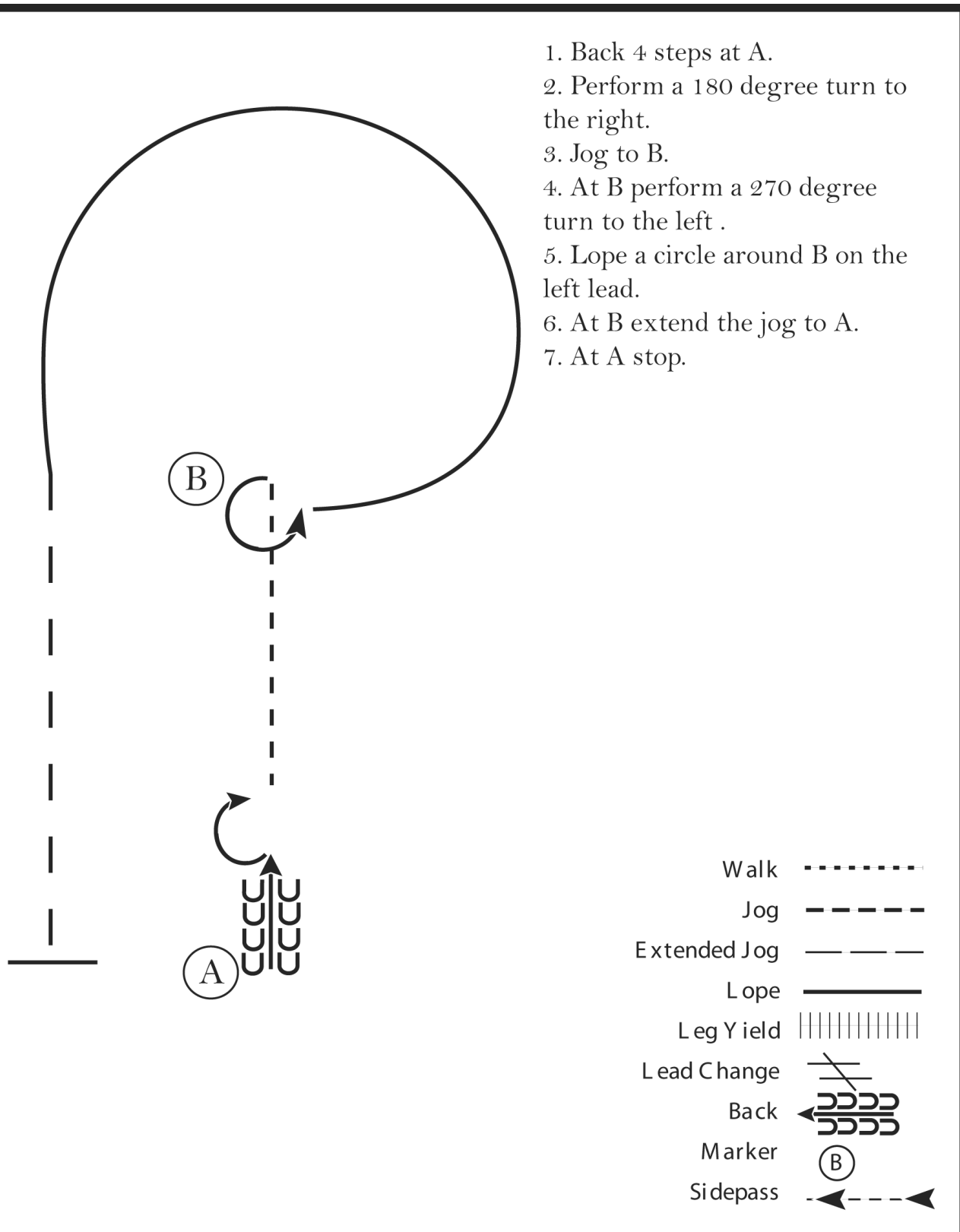
Pattern Provided by:

Judges

DQHA Futurity Mitte 2017

Western Horsemanship (Rasseoffen)

Show Date: 09-09-2017



www.HorseShowPatterns.com

www.HorseShowPatterns.com

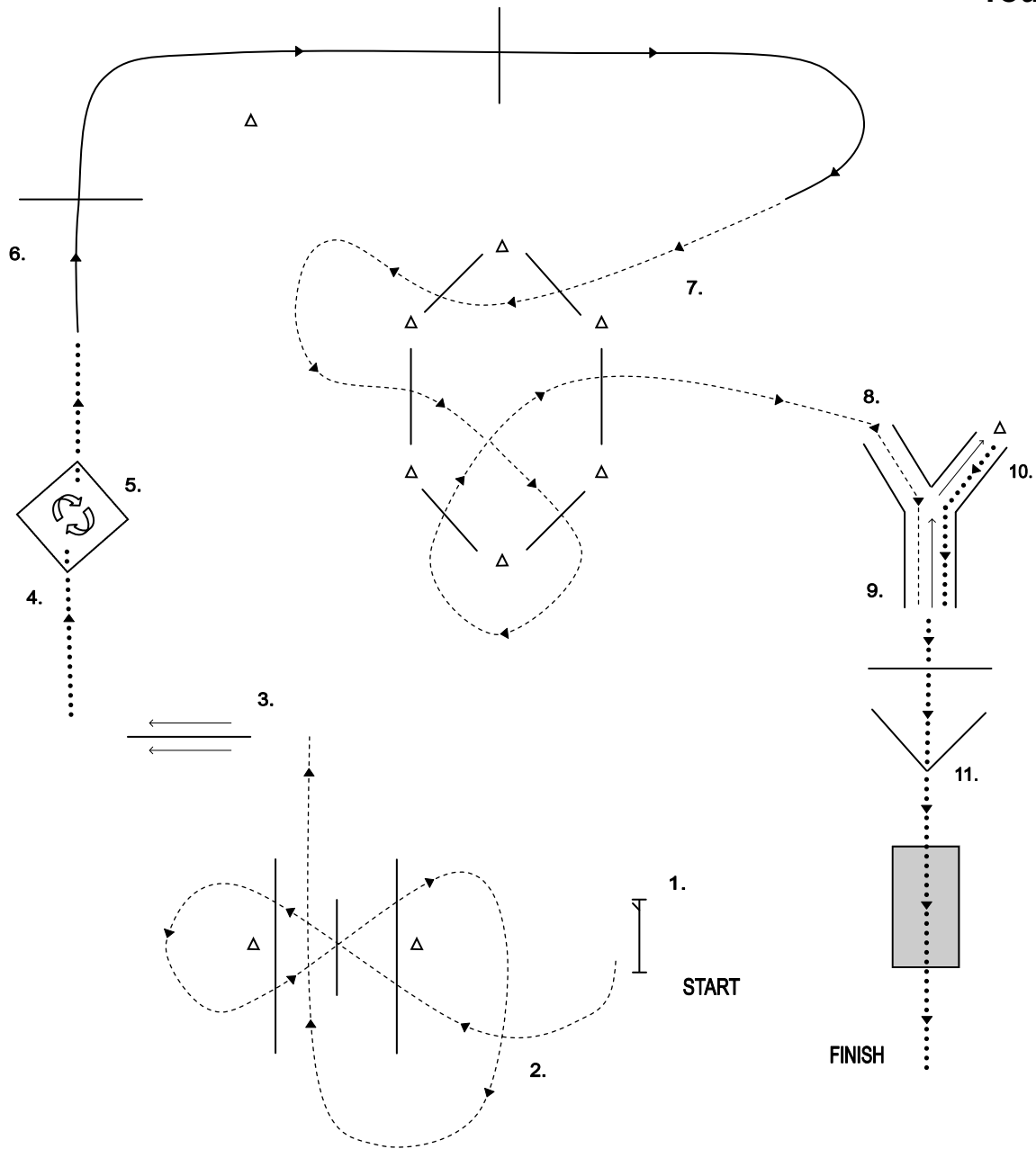
[WH/2-8]

Pattern Provided by:

Judges

DQHA Regionen Futurity Mitte

Amateur L1
Rasse Offen
Youth



BE READY AT GATE

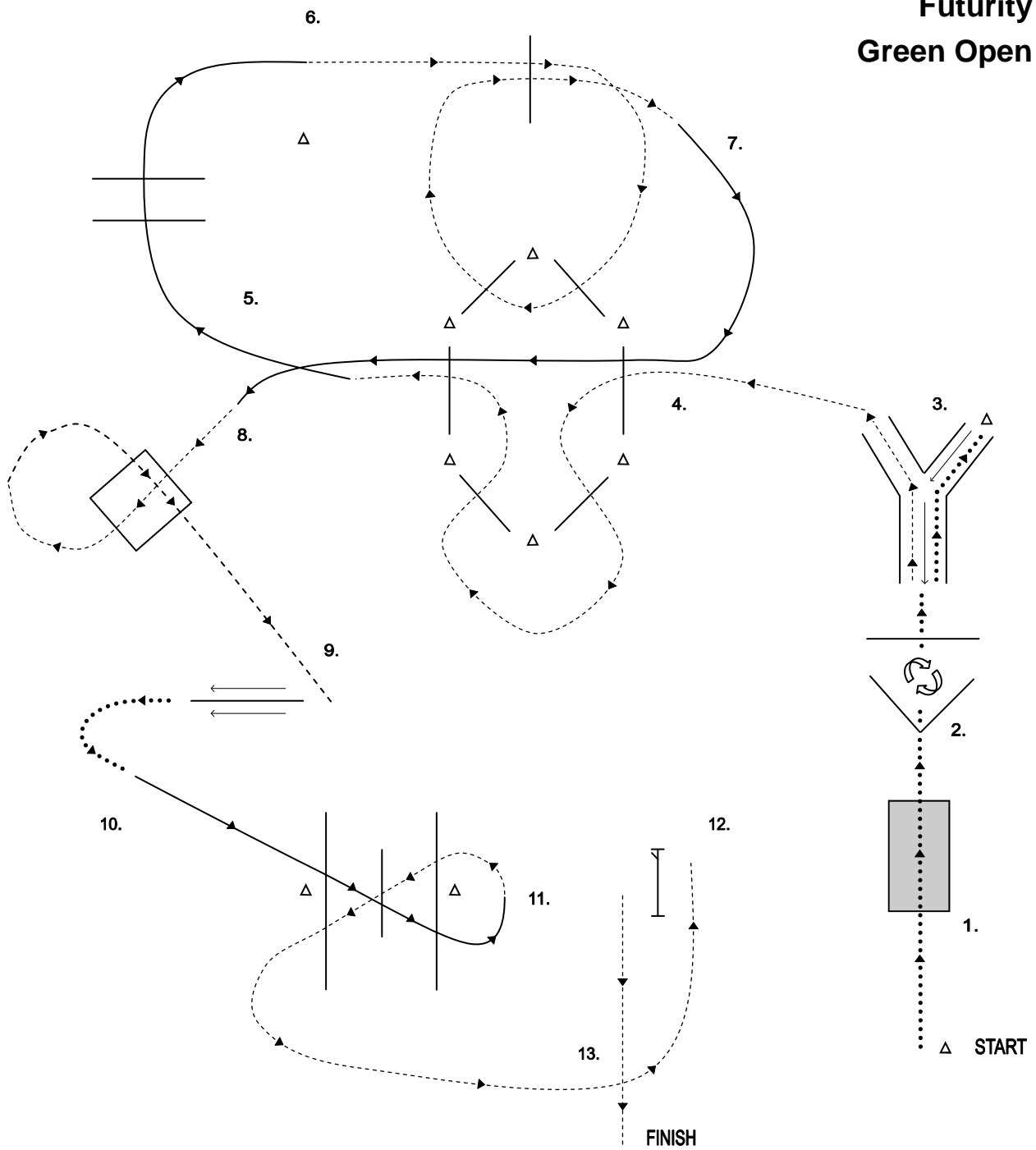
1. GATE LH
2. JOG OVER POLES
3. SIDE PASS LEFT
4. WALK IN TO BOX
5. EXECUTE A 360 TURN EITHER WAY,
WALK OUT

6. LOPE OVER POLES (RL)

7. JOG THRU SERPENTINE OVER POLES
8. JOG IN, STOP
9. BACK UP
10. WALK OUT
11. WALK OVER POLES,
WALK OVER BRIGDE TO FINISCH

DQHA Regionen Futurity Mitte

Futurity Green Open



BE READY AT MARKER

1. WALK OVER BRIGDE

2. WALK OVER POLE IN TO BOX,
EXECUTE A 360 TURN EITHER WAY,
WALK OUT

3. WALK IN, BACK UP, JOG OUT

4. JOG THRU SERPENTINE OVER POLES

5. LOPE OVER POLES (RL)

6. JOG OVER POLES

7. LOPE OVER POLES (RL)

8. JOG OVER POLES

9. SIDE PASS RIGHT

10. LOPE OVER POLES (LL)

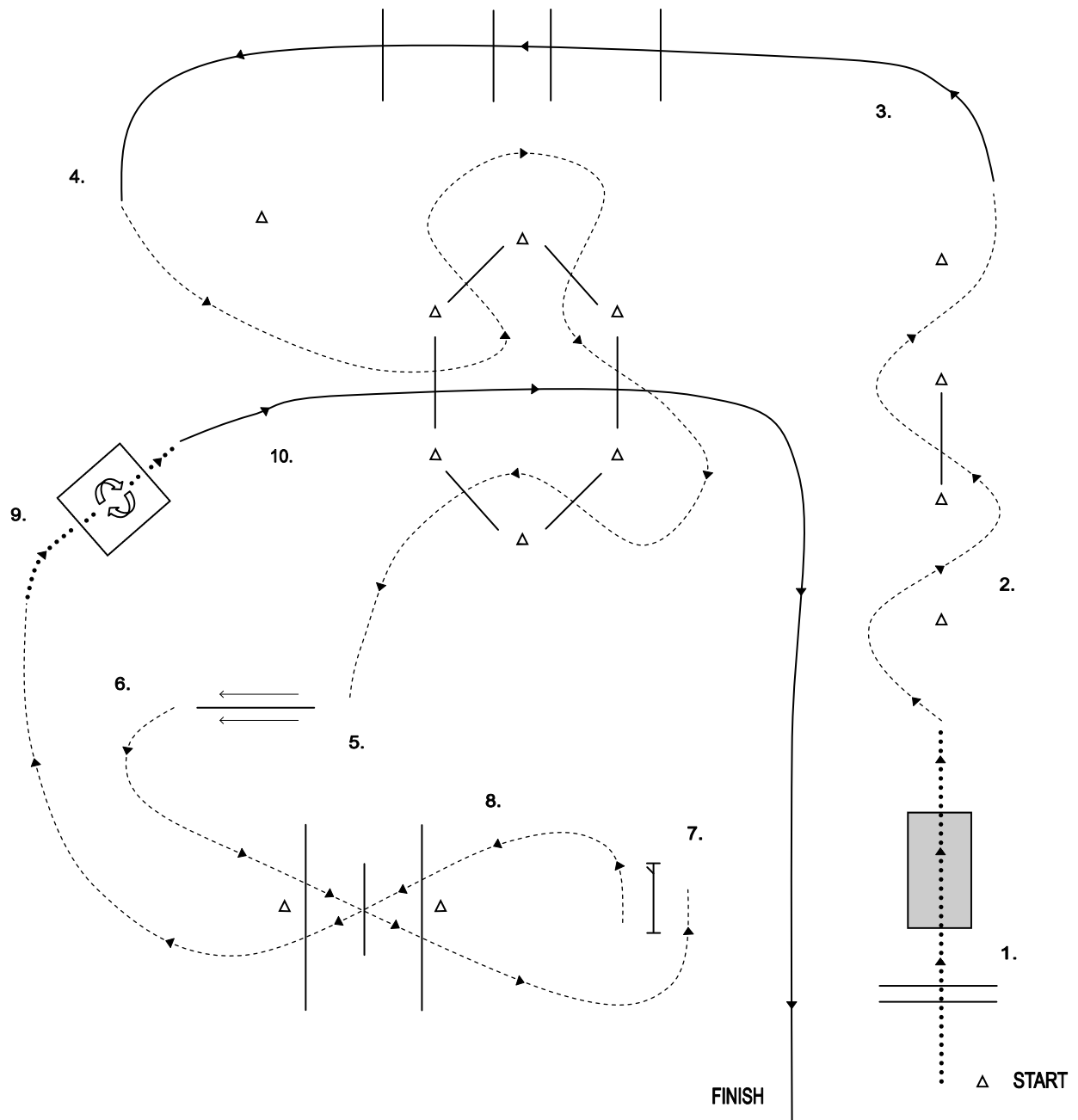
11 JOG OVER POLES TO GATE

12. GATE LH

13. JOG TO FINISH

DQHA Regionen Futurity Mitte

Grand Prix Trail



BE READY AT MARKER

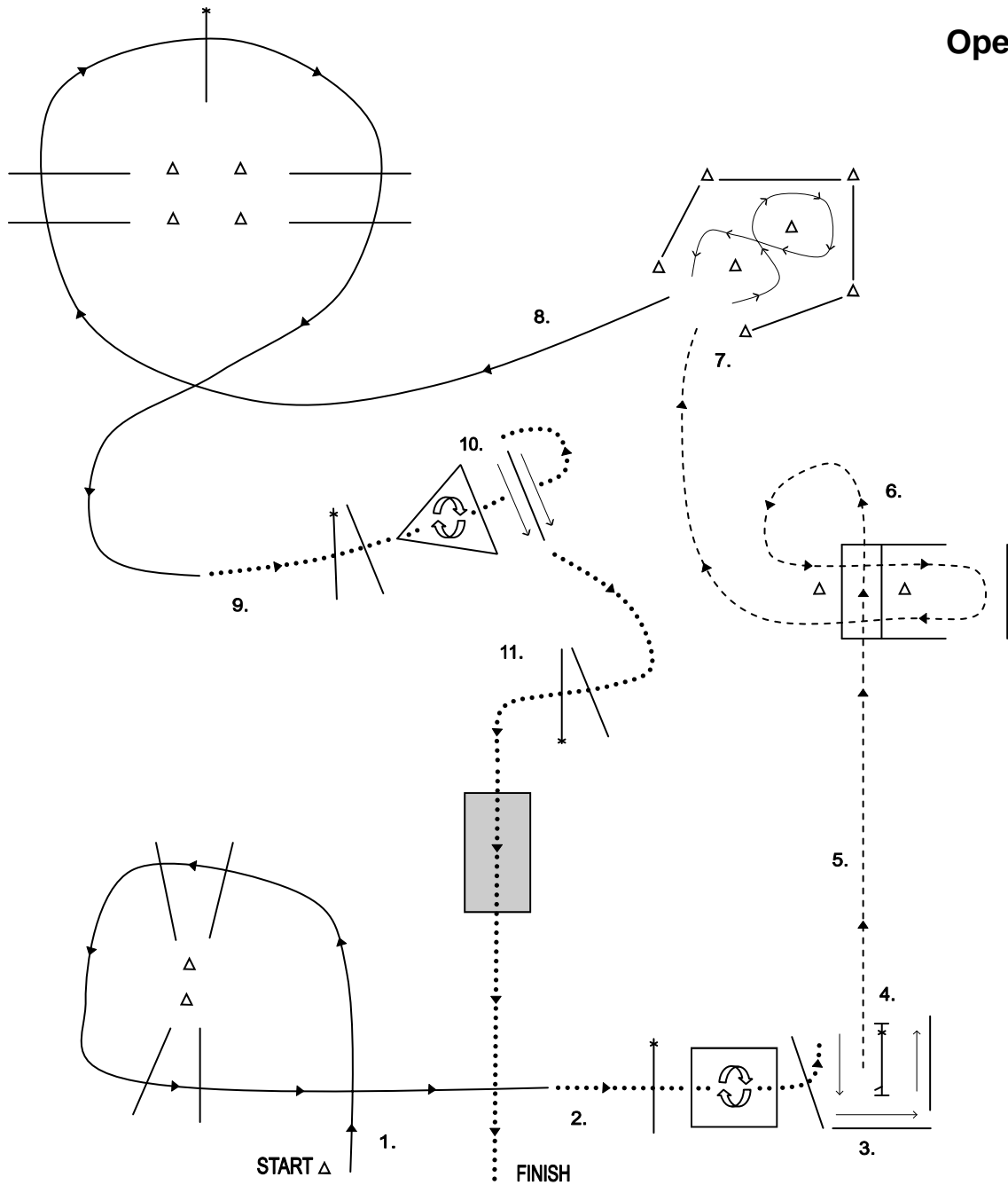
1. WALK OVER POLES AND BRIGDE
2. JOG THRU SERPENTINE OVER POLE
3. LOPE OVER POLES (LL)
4. JOG THRU SERPENTINE OVER POLES
5. SIDE PASS RIGHT

6. JOG OVER POLES TO GATE

7. GATE LH
8. JOG OVER POLES
9. WALK IN TO BOX,
EXECUTE A 720 TURN EITHER WAY,
WALK OUT
10. LOPE OVER POLES (RL) TO FINISH

DQHA Regionen Futurity Mitte

Open



BE READY AT MARKER

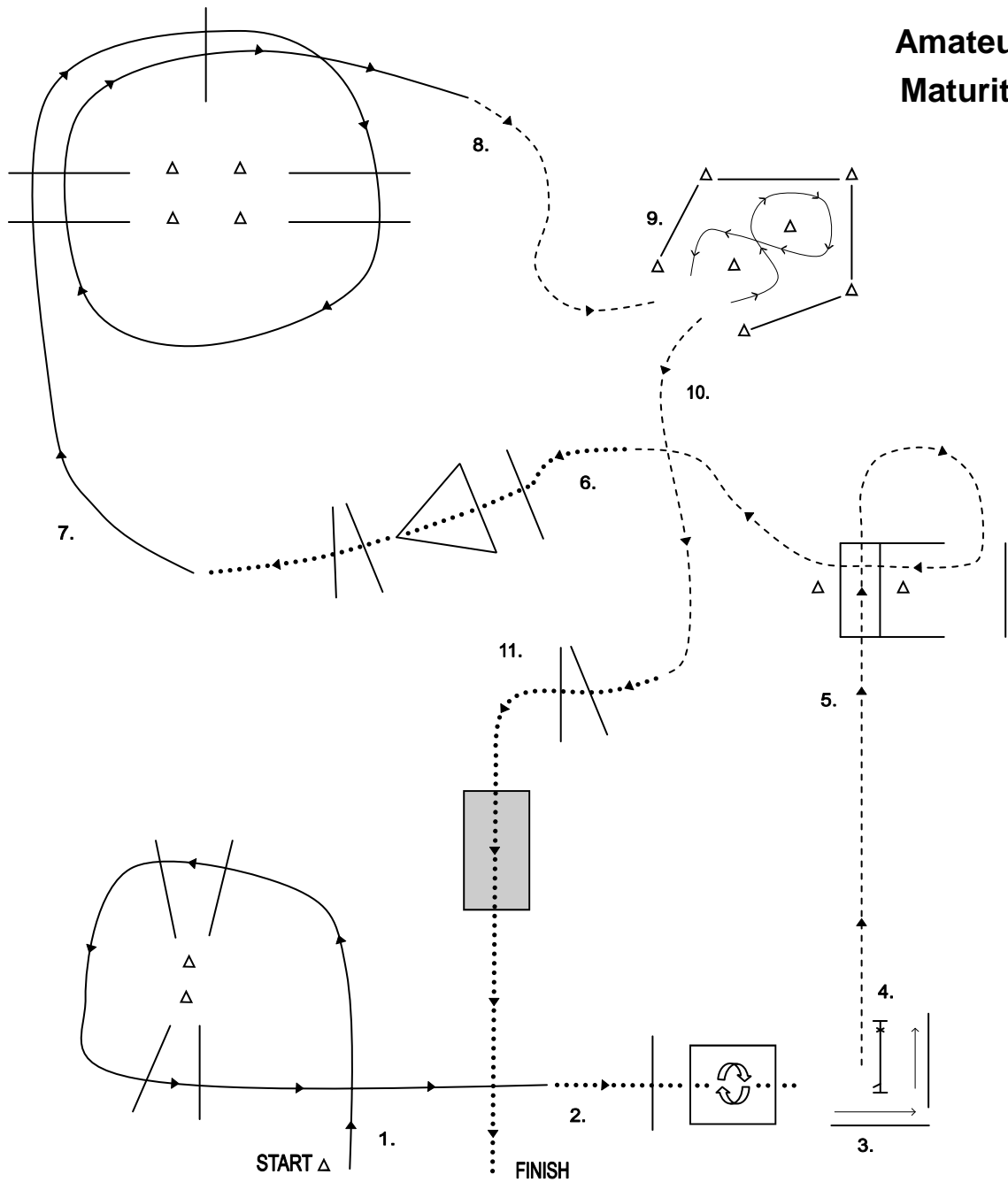
1. LOPE OVER POLES (LL)
2. WALK OVER POLE INTO BOX, EXECUTE A 360 TURN RIGHT, WALK OUT
3. WALK IN, BACK UP AROUND GATE
4. GATE RH RIDE OVER POLE CLOSE
5. JOG OUT AND OVER POLES
6. JOG THRU SERPENTINE OVER POLES AND OUT

7. BACK UP

8. LOPE OVER POLES (RL)
9. WALK OVER POLES INTO BOX, EXECUTE A 360 TURN LEFT, WALK OUT
10. SIDEPASS LEFT
11. WALK OVER POLES AND OVER BRIDGE TO FINISH

DQHA Regionen Futurity Mitte

Amateur
Maturity



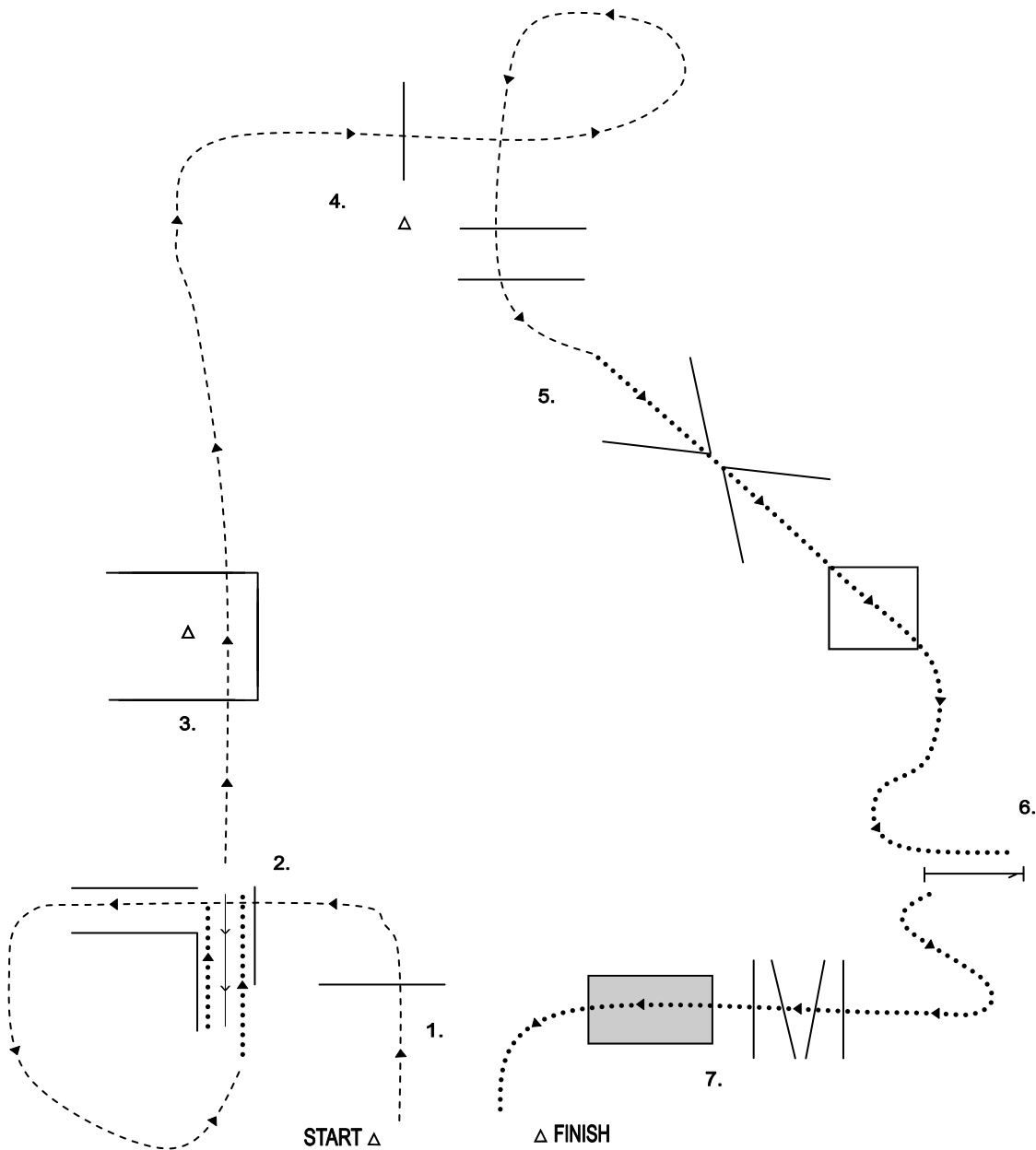
BE READY AT MARKER

1. LOPE OVER POLES (LL)
2. WALK OVER POLE INTO BOX,
EXECUTE A 360 TURN EITHER WAY,
WALK OUT
3. BACK UP TO GATE
4. GATE RH RIDE OVER POLE CLOSE
5. JOG OUT AND OVER POLES

6. WALK OVER POLES
7. LOPE OVER POLES (RL)
8. JOG
9. BACK UP
10. JOG
11. WALK OVER POLES AND OVER
BRIDGE TO FINISH

DQHA Regionen Futurity Mitte

2 Year old Trail In Hand

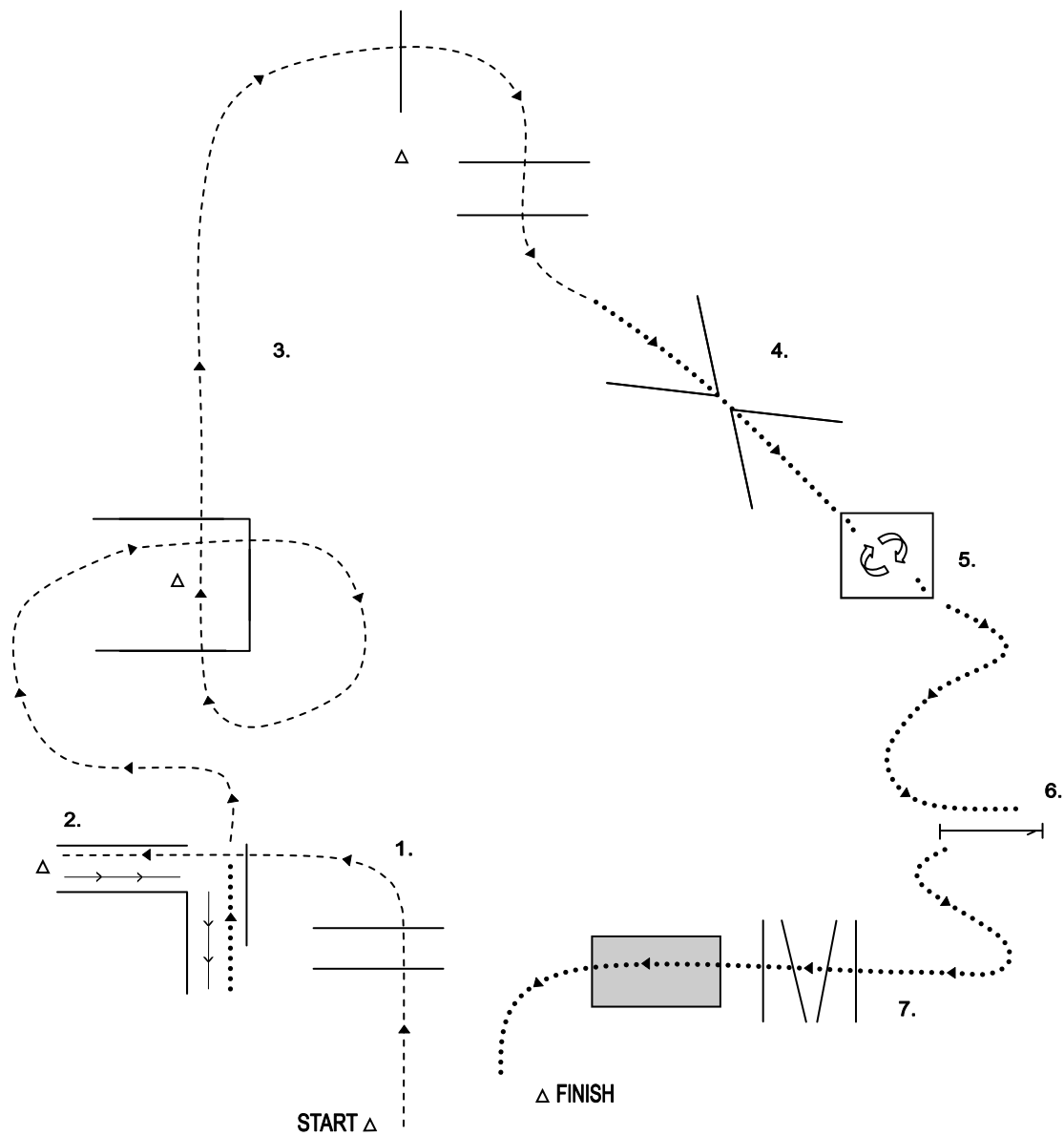


BE READY AT MARKER

1. JOG OVER POLES
2. JOG IN, BACK UP, WALK
3. JOG OVER POLES
4. JOG THRU SERPENTINE OVER POLES
5. WALK OVER POLES TO GATE
6. GATE RH
7. WALK OVER POLES AND OVER BRIDGE TO FINISH

DQHA Regionen Futurity Mitte

3 Year old Trail In Hand



BE READY AT MARKER

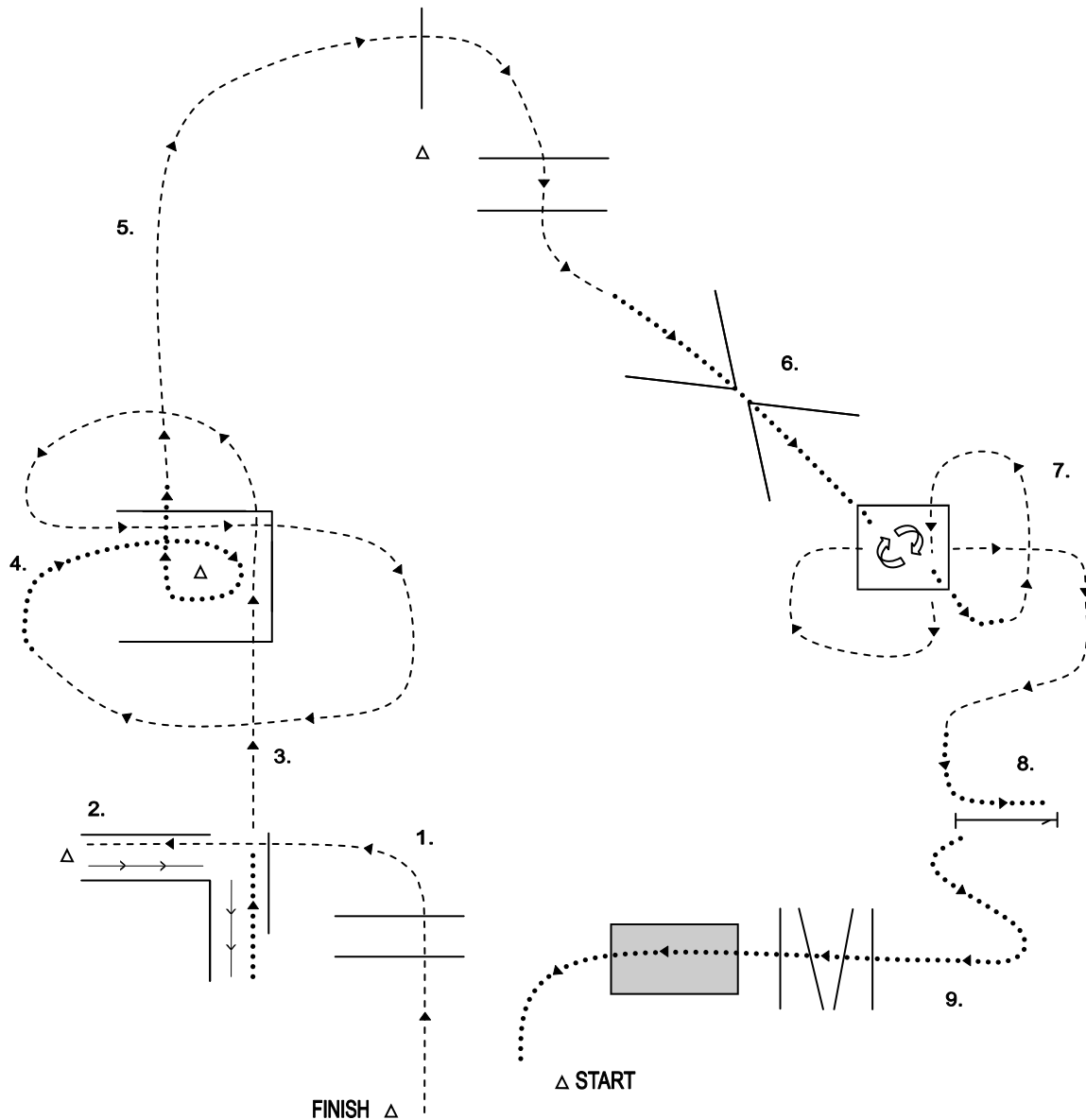
1. JOG OVER POLES, JOG IN
2. BACK UP, WALK
3. JOG THRU SERPENTINE OVER POLES, JOG OVER POLES
4. WALK OVER POLES, WALK INTO BOX

5. EXECUTE A 360 TURN,
WALK OUT TO GATE

6. GATE RH
7. WALK OVER POLES AND OVER
BRIDGE TO FINISH

DQHA Regionen Futurity Mitte

Grand Prix Trail In Hand



BE READY AT MARKER

1. JOG OVER POLES, JOG IN
2. BACK UP, WALK
3. JOG THRU SERPENTINE OVER POLES
4. WALK ANHD WALK OVER POLE

5. JOG OVER POLES

6. WALK OVER POLES, INTO BOX, EXECUTE A 360 TURN, WALK OUT
7. JOG THRU SERPENTINE OVER POLES
8. WALK TO GATE, GATE RH
9. WALK OVER POLES AND OVER BRIDGE TO FINISH