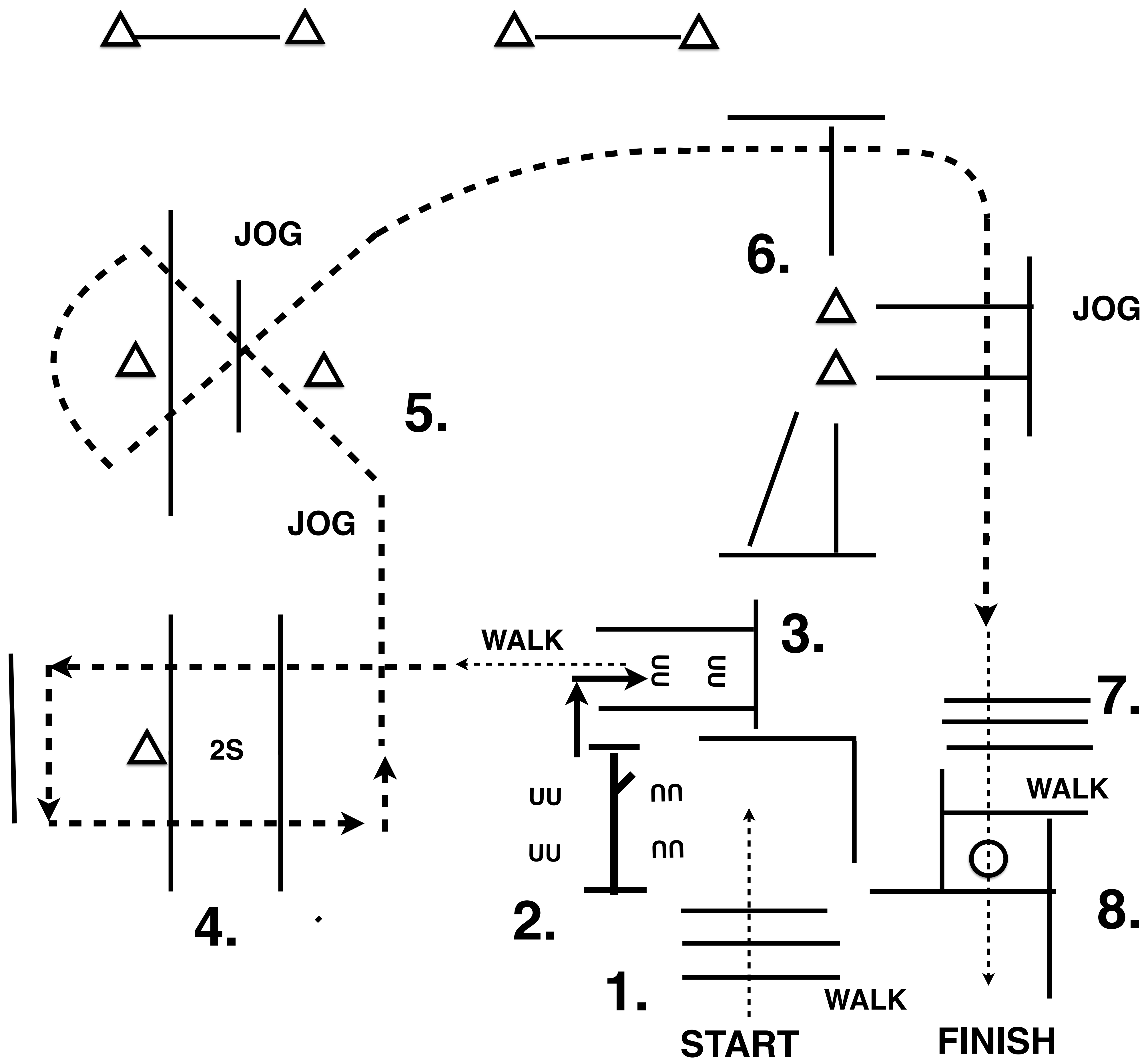


Ride of America 2018

Show 3/4

Trail in Hand

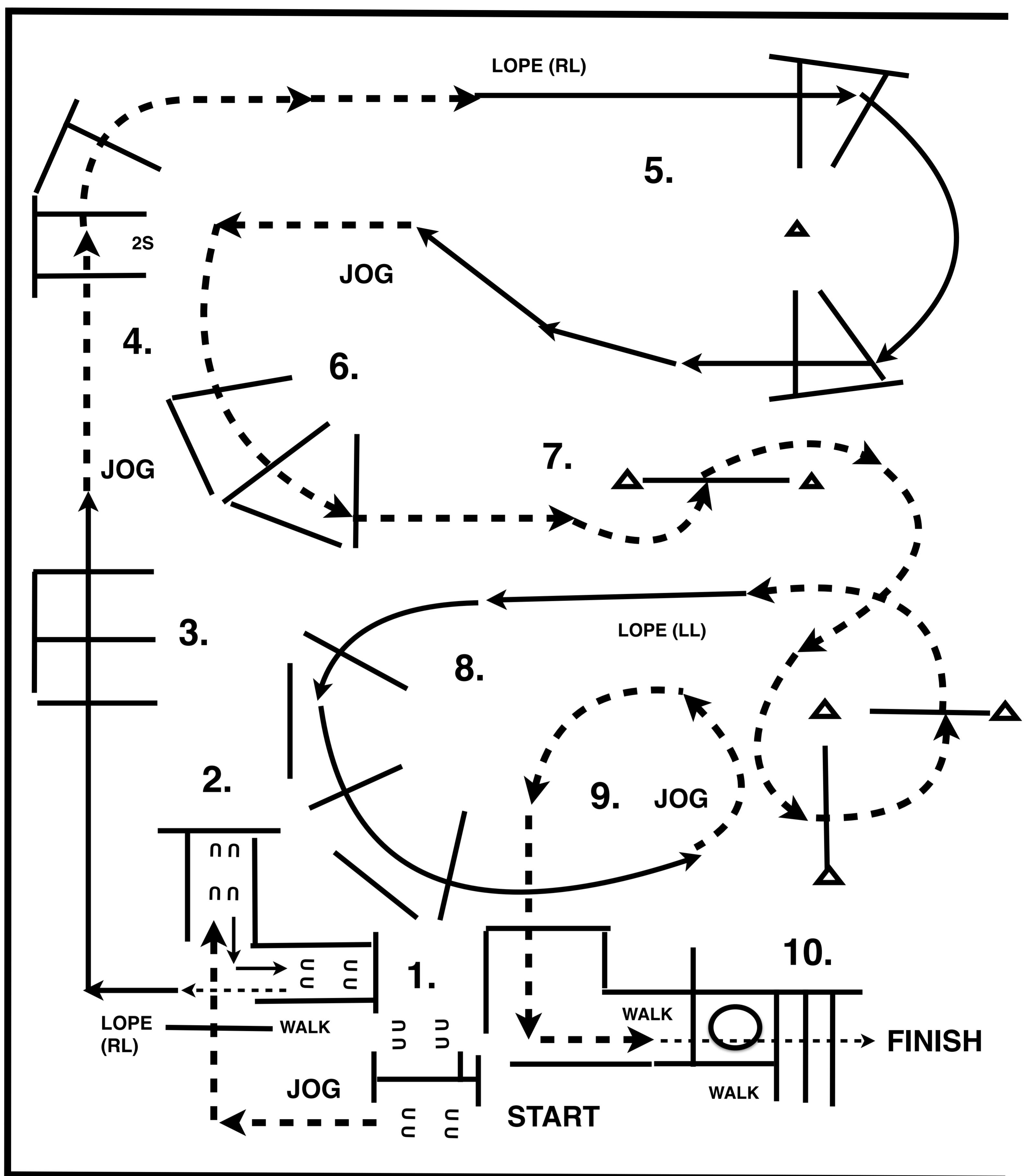


1. WALK OVER POLES
2. LEFT HAND GATE
3. BACK BETWEEN POLES, WALK FORWARD.
4. JOG OVER POLES UP AND TURN LEFT AND BACK.
5. JOG OVER POLES
6. JOG OVER POLES
7. WALK OVER POLES
8. WALK INTO BOX, EXECUTE A 360 TURN EITHER WAY, WALK OUT BOX.

Ride of America 2018

Show 3/4

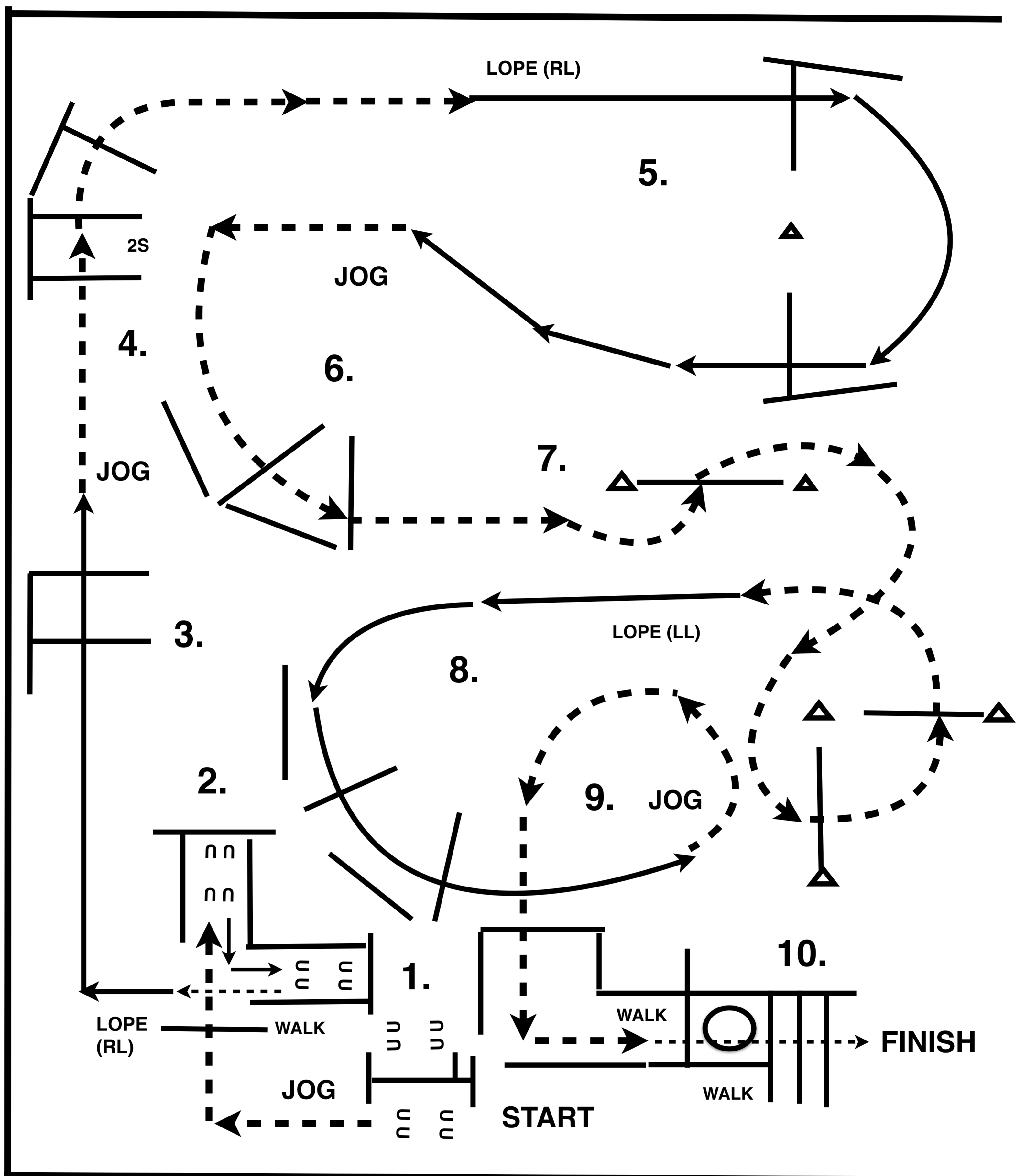
Senior Trail Horse



TIM KIMURA COPYRIGHT 2018 ALL RIGHTS RESERVED.

1. GATE (RH) OPEN, WALK OVER POLE, CLOSE GATE.
2. JOG OVER POLE, STOP IN CHUTE, BACK THRU POLES, WALK FORWARD.
3. LOPE OVER POLES (RIGHT LEAD)
4. BREAK TO THE JOG, JOG OVER POLES.
5. LOPE OVER POLES (RIGHT LEAD)
6. BREAK TO THE JOG, JOG OVER POLES.
7. JOG AROUND CONES, JOG OVER POLES.
8. LOPE OVER POLES (LEFT LEAD)
9. BREAK TO THE JOG, JOG A CIRCLE, AND JOG OVER THE POLE, STOP OR BREAK TO THE WALK
WALK INTO BOX. EXECUTE A 360 TURN LEFT, WALK OUT BOX.
10. WALK OUT OVER POLES.

Ride of America 2018
 Show 3/4
 L1 Open, L1 Amateur, L1 Youth Trail Horse



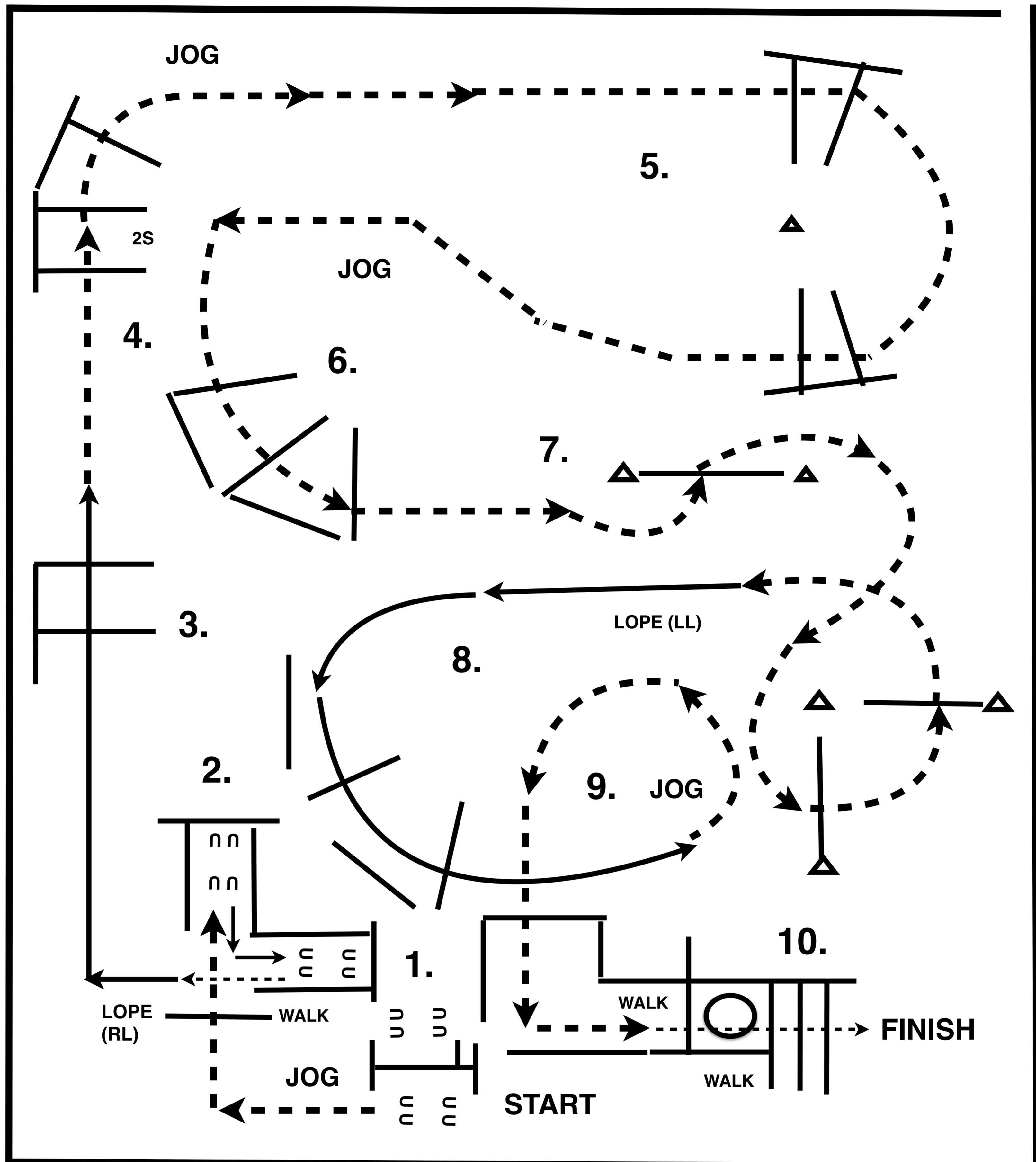
TIM KIMURA COPYRIGHT 2018 ALL RIGHTS RESERVED.

1. GATE (RH) OPEN, WALK OVER POLE, CLOSE GATE.
2. JOG OVER POLE, STOP IN CHUTE, BACK THRU POLES, WALK FORWARD.
3. LOPE OVER POLES (RIGHT LEAD)
4. BREAK TO THE JOG, JOG OVER POLES.
5. LOPE OVER POLES (RIGHT LEAD)
6. BREAK TO THE JOG, JOG OVER POLES.
7. JOG AROUND CONES, JOG OVER POLES.
8. LOPE OVER POLES (LEFT LEAD)
9. BREAK TO THE JOG, JOG A CIRCLE, AND JOG OVER THE POLE, STOP OR BREAK TO THE WALK
 WALK INTO BOX. EXECUTE A 360 TURN LEFT, WALK OUT BOX.
10. WALK OUT OVER POLES.

Ride of America 2018

Show 3/4

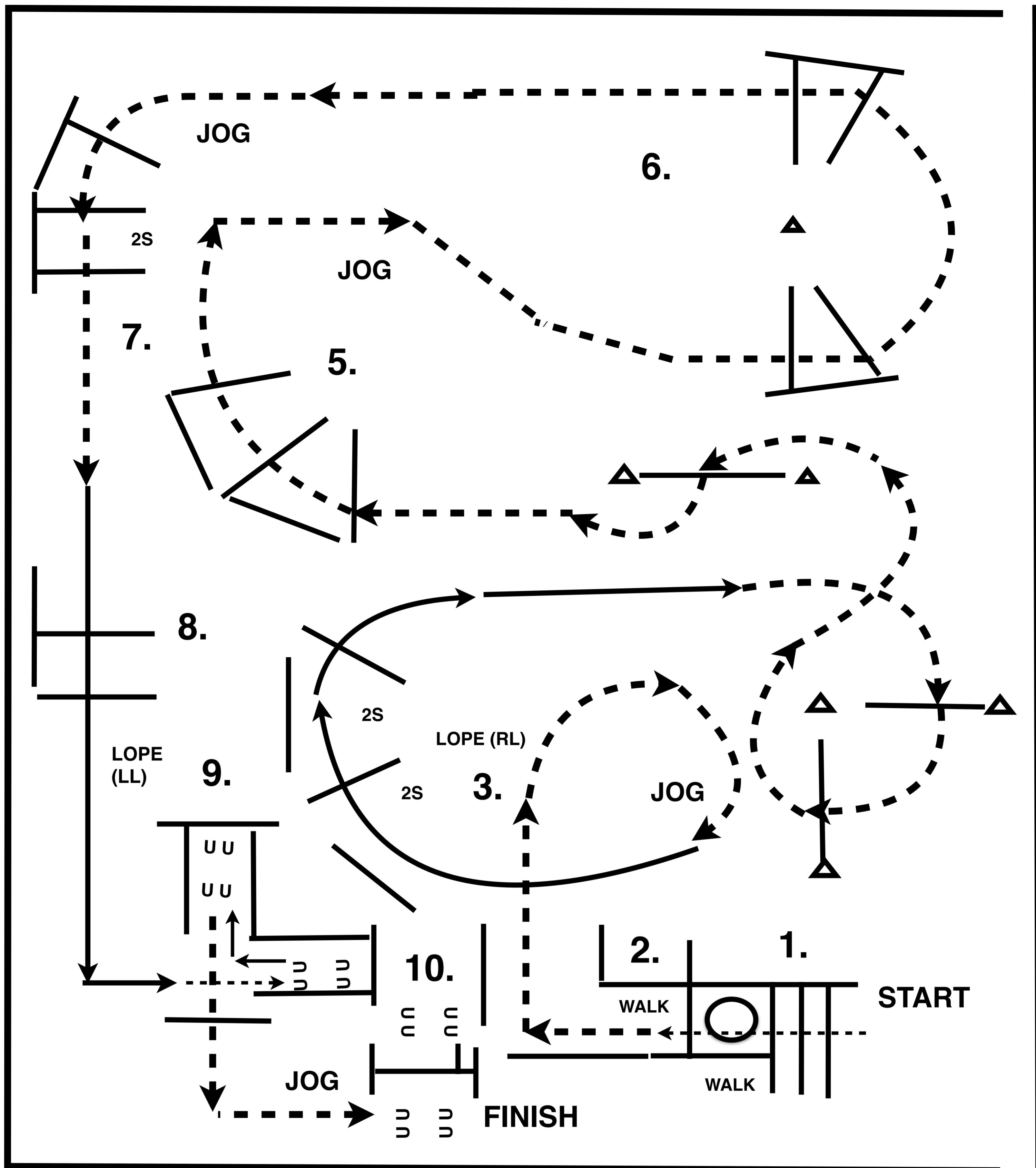
Junior Trail Horse



TIM KIMURA COPYRIGHT 2018 ALL RIGHTS RESERVED.

1. GATE (RH) OPEN, WALK OVER POLE, CLOSE GATE.
2. JOG OVER POLE, STOP IN CHUTE, BACK THRU POLES, WALK FORWARD.
3. LOPE OVER POLES (RIGHT LEAD)
4. BREAK TO THE JOG, JOG OVER POLES.
5. JOG OVER POLES
6. BREAK TO THE JOG, JOG OVER POLES.
7. JOG AROUND CONES, JOG OVER POLES.
8. LOPE OVER POLES (LEFT LEAD)
9. BREAK TO THE JOG, JOG A CIRCLE, AND JOG OVER THE POLE, STOP OR BREAK TO THE WALK
WALK INTO BOX. EXECUTE A 360 TURN LEFT, WALK OUT BOX.
10. WALK OUT OVER POLES.

Ride of America 2018
 Show 3/4
 Amateur, Youth Trail Horse



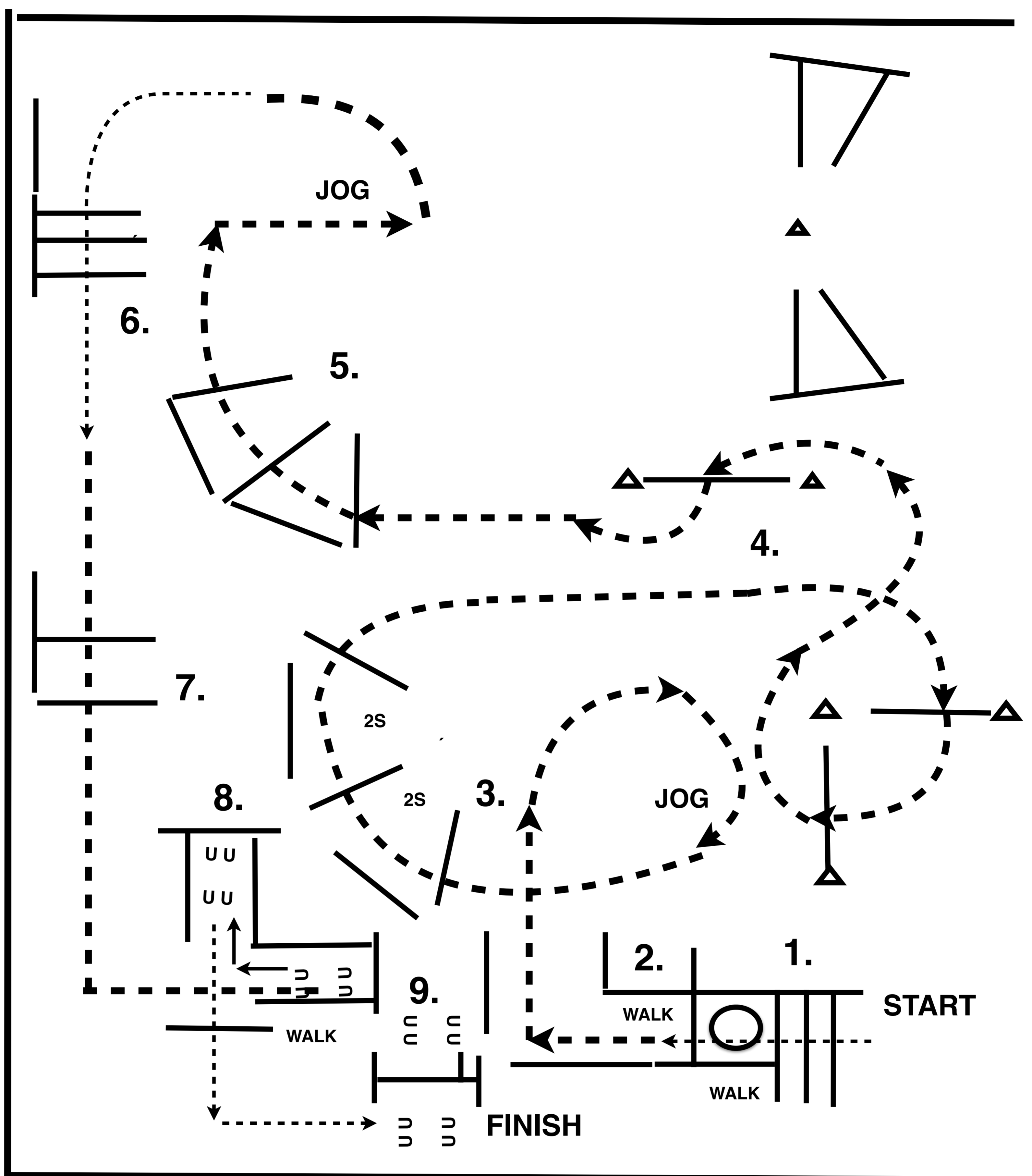
TIM KIMURA COPYRIGHT 2018 ALL RIGHTS RESERVED.

1. WALK OVER POLES INTO BOX
2. TURN 360° EITHER WAY AND WALK OUT
3. JOG OVER POLE AND LOPE OVER POLES RIGHT LEAD
4. JOG SERPENTINE
5. JOG OVER POLES
6. JOG OVER POLES
7. JOG OVER POLES
8. LOPE OVER POLES LEFT LEAD AND BREAK TO WALK
9. WALK INTO CHUTE, BACK UP AND JOG OUT UP TO GATE
10. WORK GATE LEFT HAND

Ride of America 2018

Show 3/4

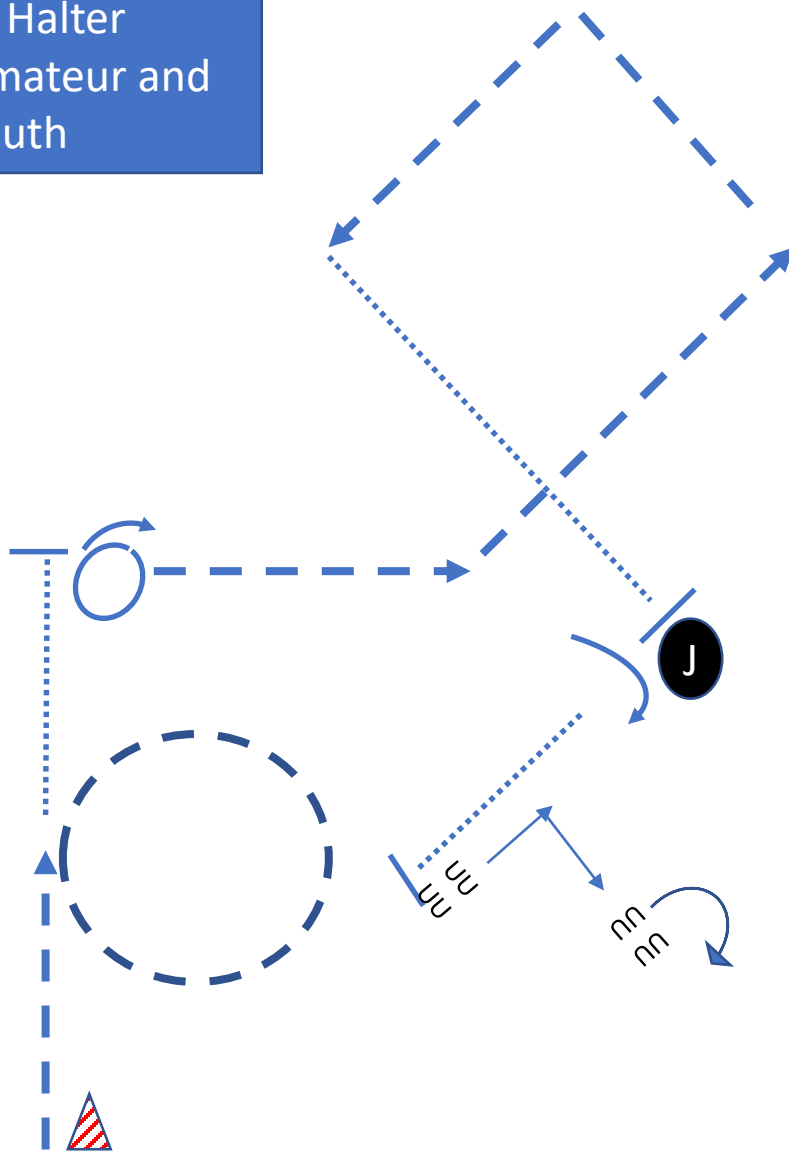
ParaTrail Horse



TIM KIMURA COPYRIGHT 2018 ALL RIGHTS RESERVED.

1. WALK OVER POLES INTO BOX
2. TURN 360° EITHER WAY AND WALK OUT
3. JOG OVER POLE
4. JOG SERPENTINE
5. JOG OVER POLES
6. WALK OVER POLES
7. JOG OVER POLES AND INTO CHUTE
8. BACK UP AND WALK OUT OVER POLE
9. WALK TO GATE AND WORK GATE LEFT HAND

Showmanship at Halter Amateur and Youth

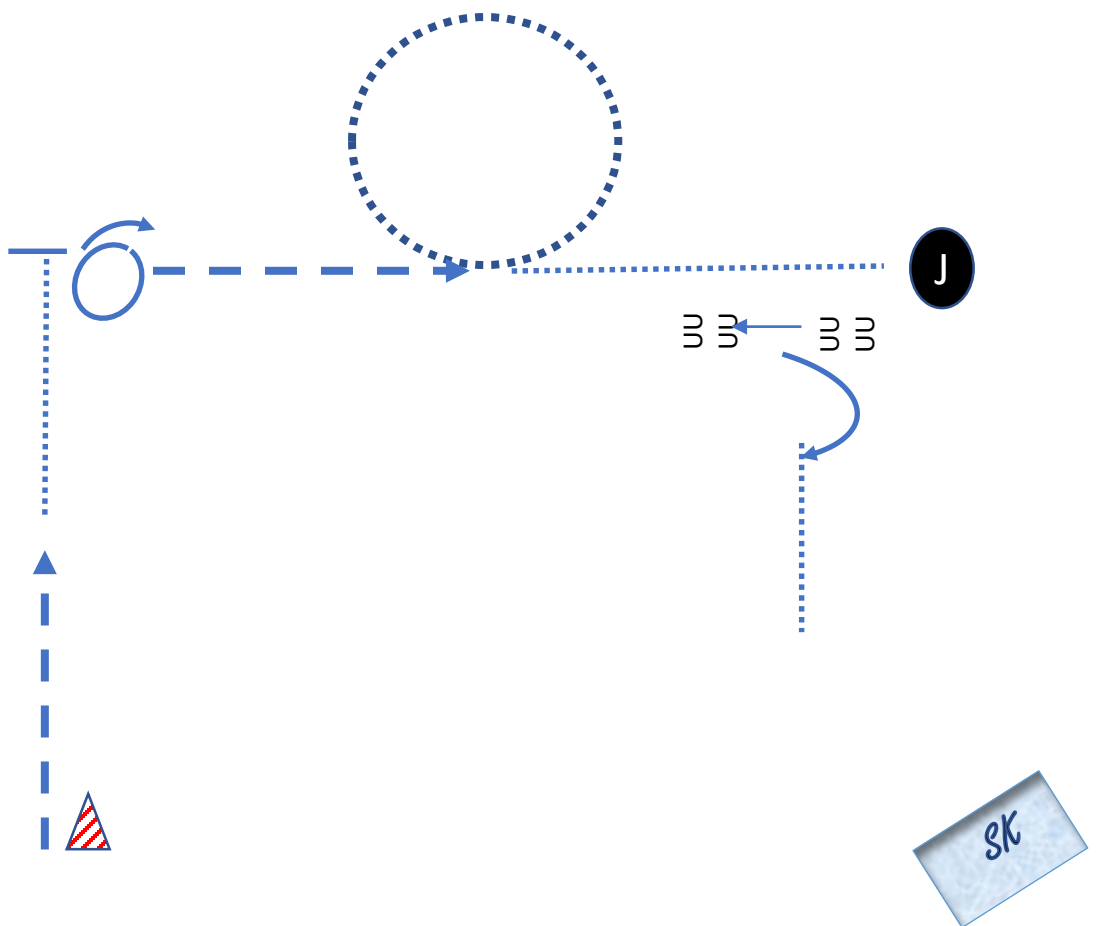


SK

Be ready at the marker

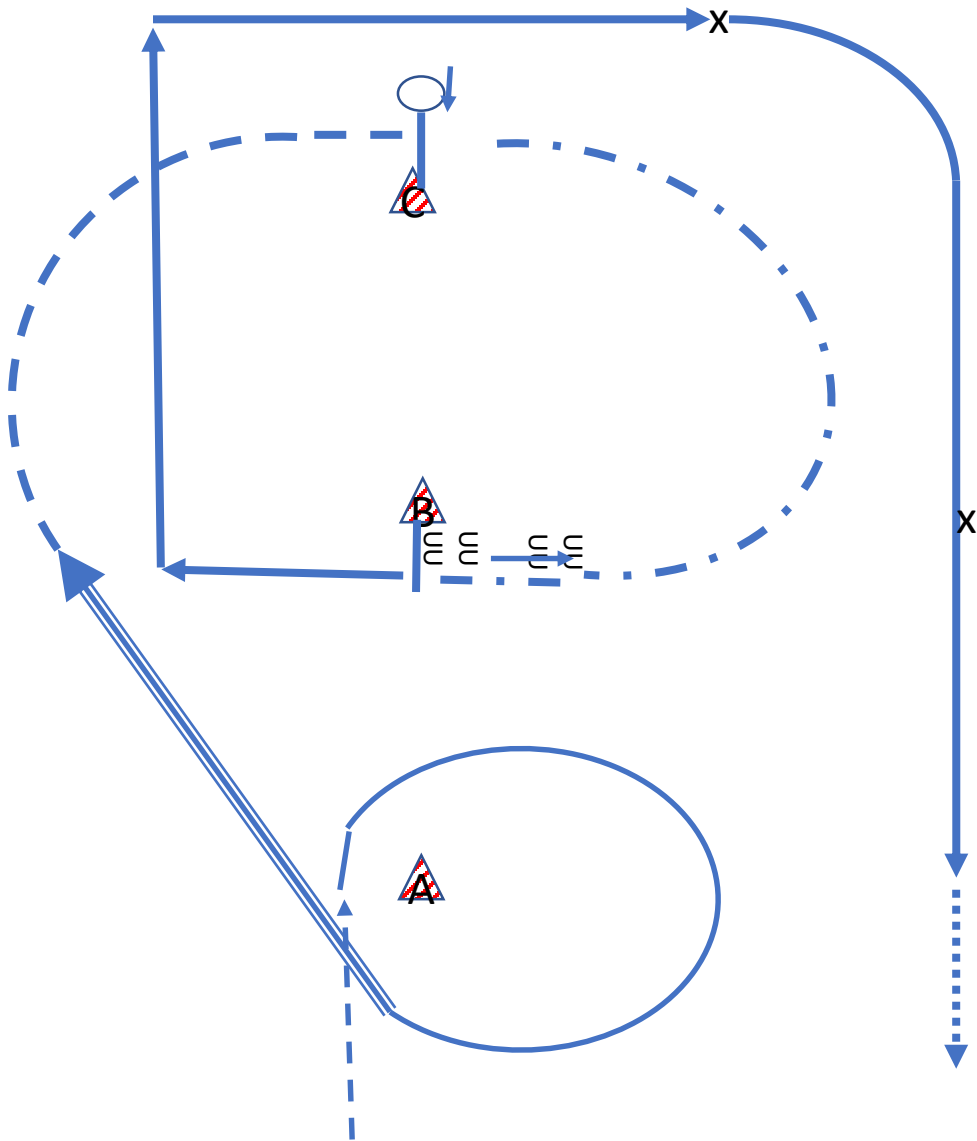
1. When acknowledged trot halfway then perform a circle to the right
2. Walk and stop
3. Execute a $1 \frac{1}{4}$ turn
4. Trot off and show square corners at the trot
5. Walk up to the judge
6. Set up for inspection
7. After being dismissed execute a $\frac{1}{4}$ turn
8. Walk straight away
9. Stop and back as drawn
10. Stop and execute a 180° turn
11. Pattern completed
12. Exit at the walk or jog

Showmanship
at Halter
Novice
Amateur and
Novice Youth



Be ready at the marker

1. When acknowledged trot halfway
2. Transition to walk and stop opposite of the judge
3. Execute a 1 ¼ turn
4. Trot half way
5. Walk a circle to the left
6. Continue at walk to the judge
7. Set up for inspection
8. After being dismissed execute a ¼ turn
9. Walk away
10. Pattern completed after 2 strides at walk



W. HORSEMANHIP Amateur and Youth

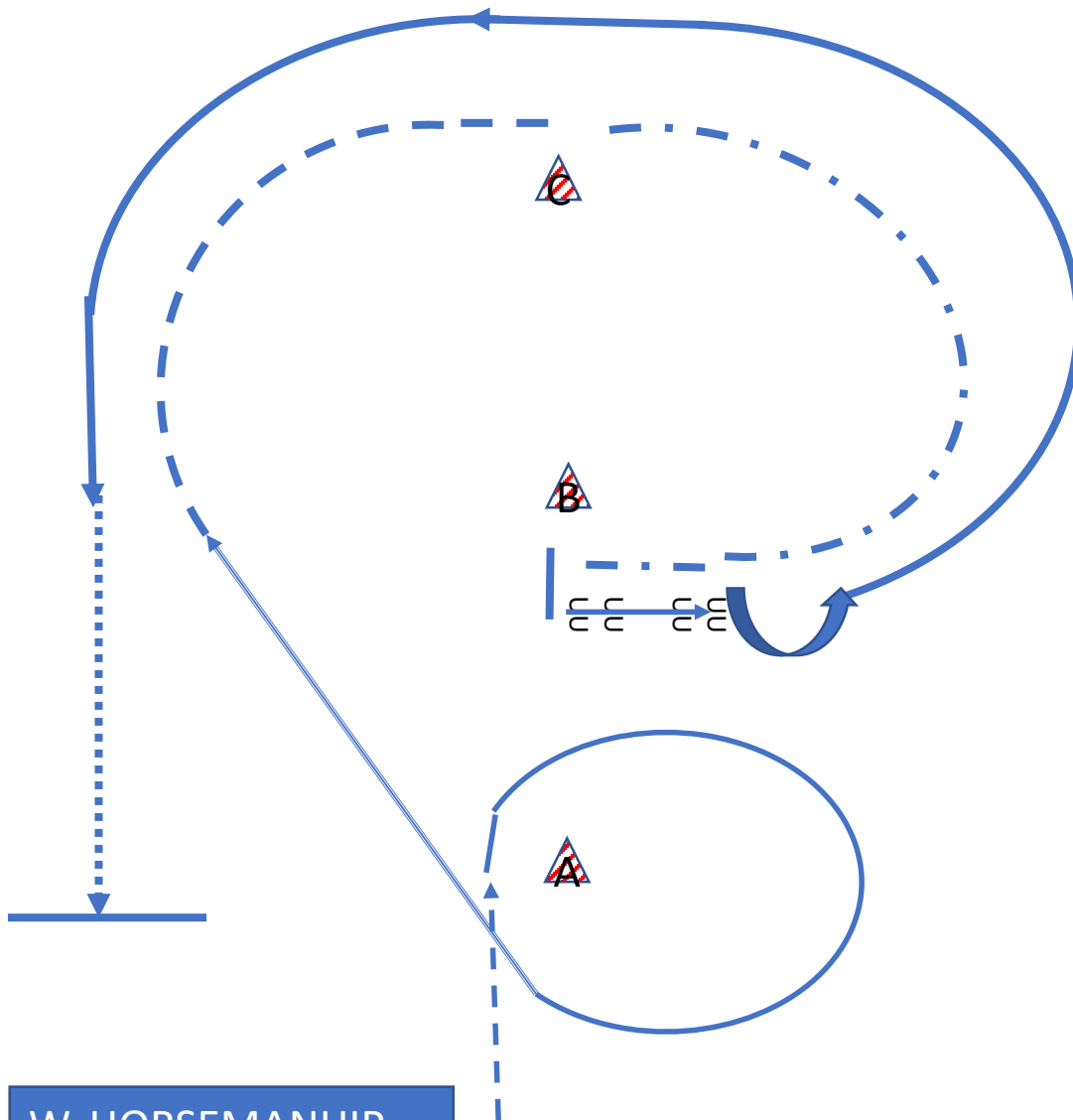
SK

When acknowledged

1. Trot to marker A
2. Pick up right lead lope and perform a $\frac{3}{4}$ circle, don't close the circle and continue at A at an extended lope
3. Transition to jog
4. At C stop and perform a 360° turn on the haunches to the right
5. Extended jog to B; stop
6. Back up 5-7 steps
7. Pick up right lead at the lope and show 2 square corners
8. Past C and before you turn into the corner change leads to left lead lope
9. Continue to B and change leads to right lead lope
10. At A transition to walk and leave the arena

Pattern completed after 3 strides of walk

Follow ring steward's instructions



W. HORSEMANHIP
 Novice Amateur and
 Novice Youth

SK

When acknowledged

1. Trot to marker A
2. Pick up right lead lope and perform a $\frac{3}{4}$ circle, don't close the circle and continue to B as shown
3. Transition to jog
4. Extended jog to B; stop
5. Back up 5-7 steps
6. Perform a 180° turn on the haunches to the left
7. Pick up left lead and lope around C to B
8. Transition to walk
9. Stop at A
10. Pattern completed

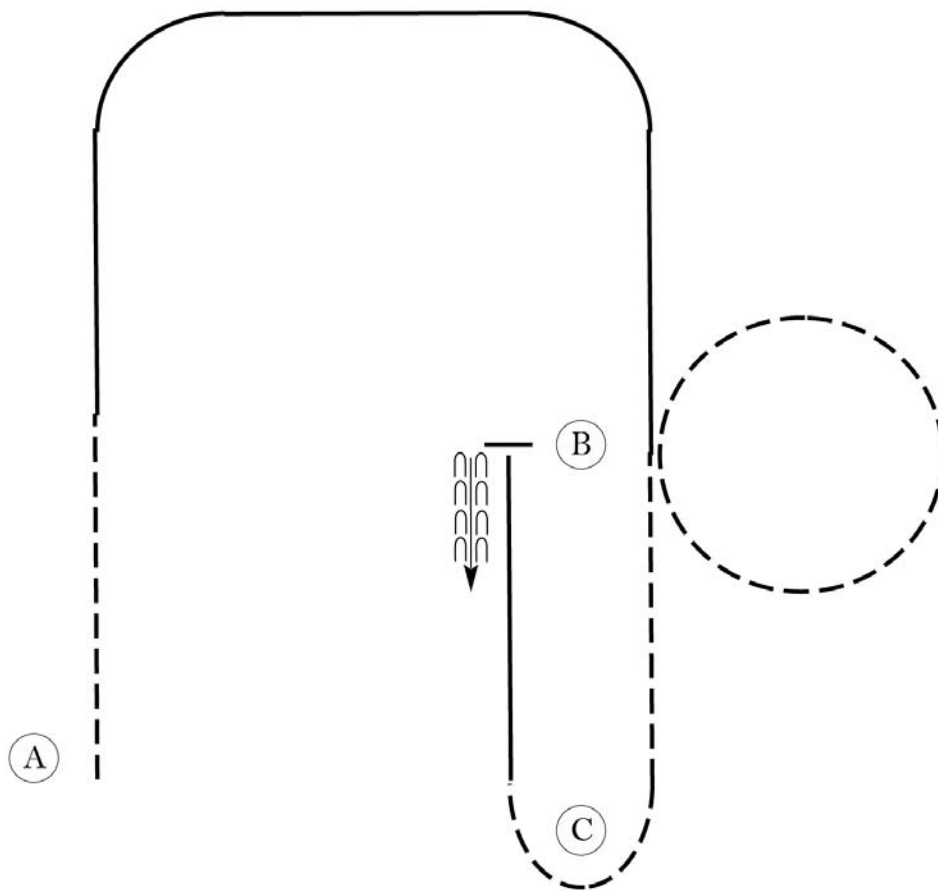
Follow ring steward's instructions

Ride of America

Hunt Seat Equitation (Amateur and Youth)

w w w . H o r s e S h o w P a t t e r n s . c o m

w w w . H o r s e S h o w P a t t e r n s . c o m



Be ready at A.

1. Trot on the left diagonal.
2. Canter on the right lead to B.
3. Trot a circle to the left on the correct diagonal.
4. Continue halfway to C in a 2 point position.
5. Sitting trot to and around C.
6. Canter left lead to B.
7. Stop and back.

Walk	-----
Trot	- - - - -
Extended Trot	— — — — —
Canter	—————
Leg Yield	
Lead Change	↙ ↘
Back	← ← ← ← ←
Marker	⊙
Sidepass	← — — — — →
Hand Gallop	— — — — —

[HSE/3-77]

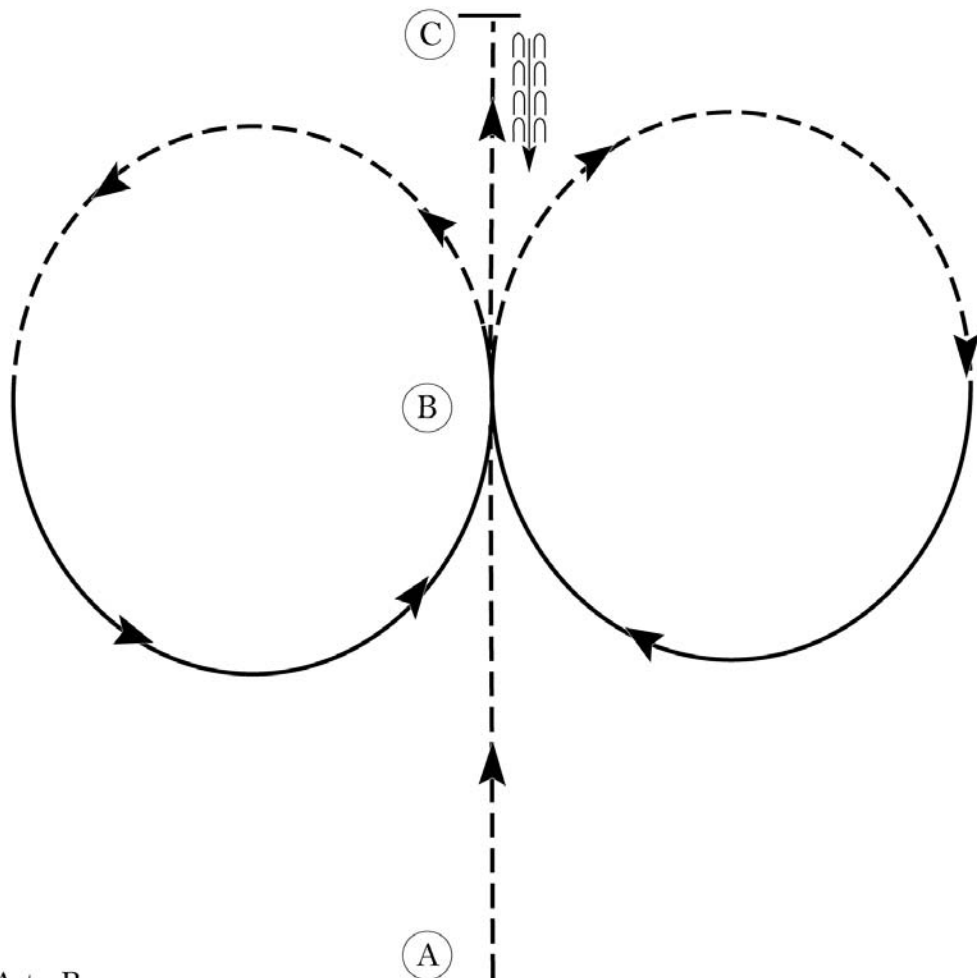
Pattern Provided by:
Sylvia Katschker

Ride of America

Hunt Seat Equitation (Nov. A and Nov Y)

w w w . H o r s e S h o w P a t t e r n s . c o m

w w w . H o r s e S h o w P a t t e r n s . c o m



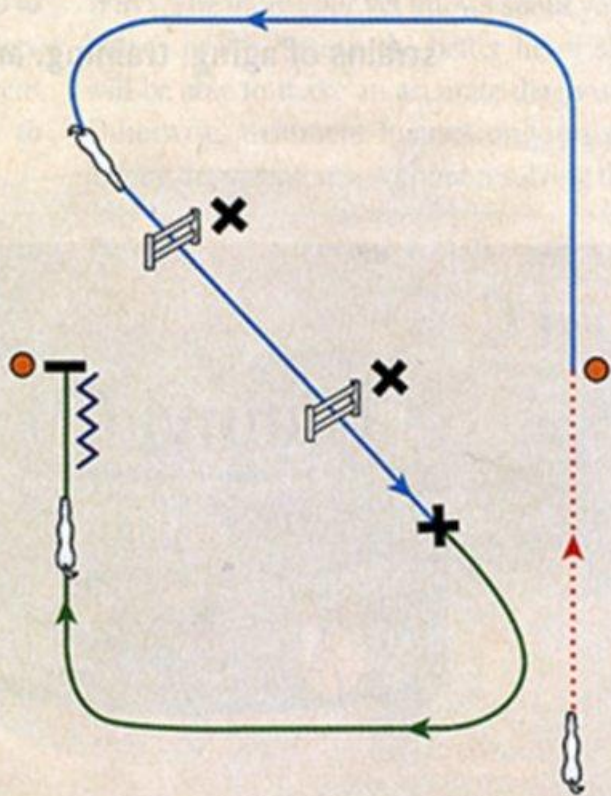
1. Sitting trot A to B
2. At B posting trot on the left diagonal in a half circle.
3. Canter on the right lead back to B. .
4. Posting trot on the right diagonal in a half circle.
5. Canter on the left lead back to B.
6. Sitting trot to C.
7. Stop at C and back approximately one horse length.

Exit at a sitting trot.

Walk	-----
Trot	- - - - -
Extended Trot	-----
Canter	=====
Leg Yield	
Lead Change	↙ ↘
Back	←←←←←
Marker	Ⓚ
Sidepass	← - - - - →
Hand Gallop	-----

[HSE/2-21]

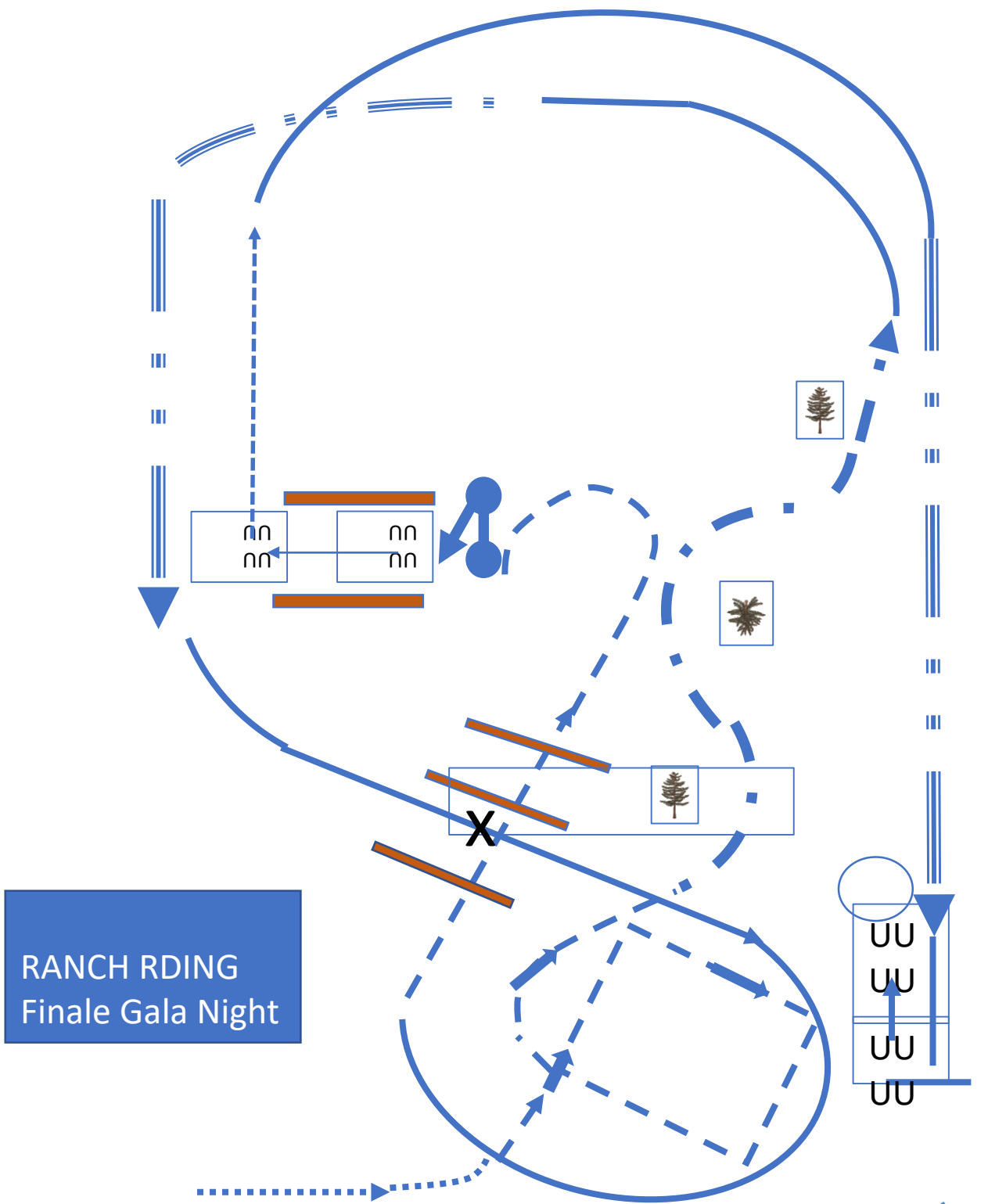
Pattern Provided by:
Sylvia Katschker



Hunter Hack

1. Trot to first marker.
2. At marker, pick up left-lead canter.
3. Cross the first jump. (Do a flying lead change as your horse jumps this fence or the next one, if you desire.)
4. Canter four strides, then cross the second jump.
5. Do a flying lead change, if you haven't done so already, and canter on the right lead to the second marker.
6. Stop at marker, settle for 5 to 10 seconds, then back up.





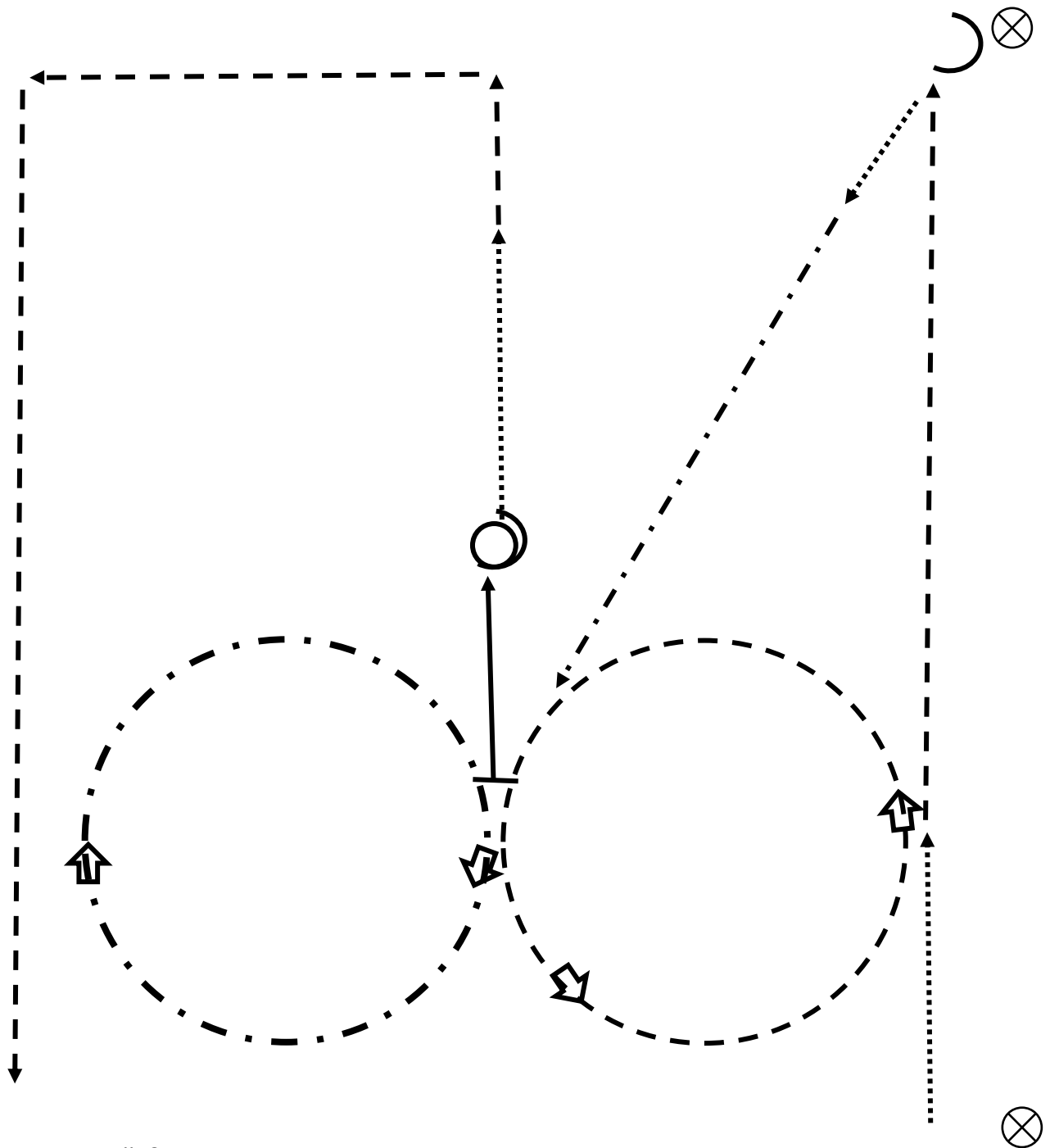
RANCH RDING
Finale Gala Night

UU
UU
UU
UU

sk

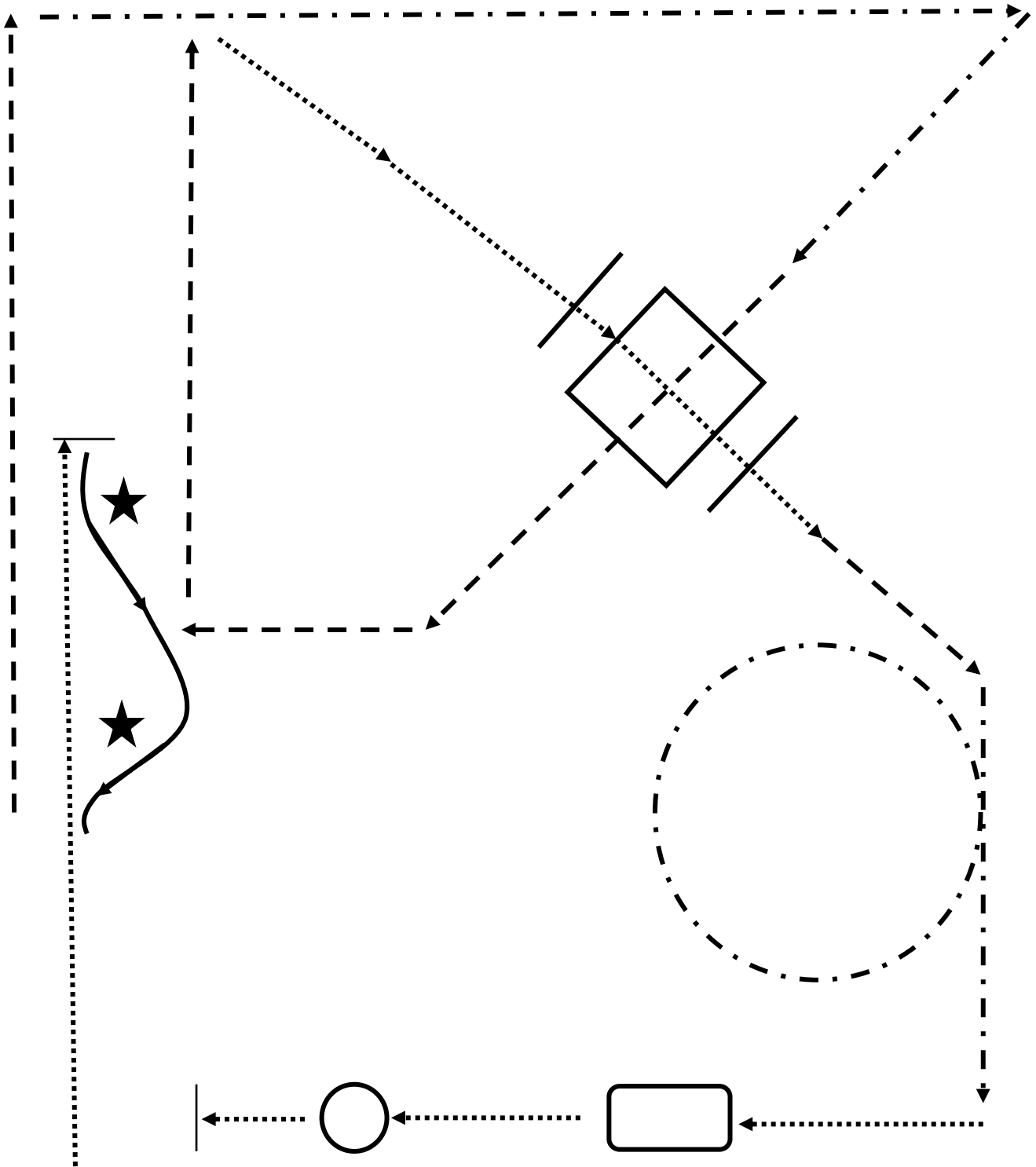
1. Walk
2. Trot square corners
3. Extended trot and serpentine
4. Lope left lead
5. Extended lope and collect to the lope
6. Change leads between poles
7. Lope right lead
8. Trot over poles (2 strides but no stride rule)
9. Trot up to gate
10. Gate
11. Sidepass between poles
12. Walk
13. Lope right lead, extended lope, collect to the lope
14. Stop and back up
15. 360 degree turn each direction (either way 1st)

Para Western Horsemanship



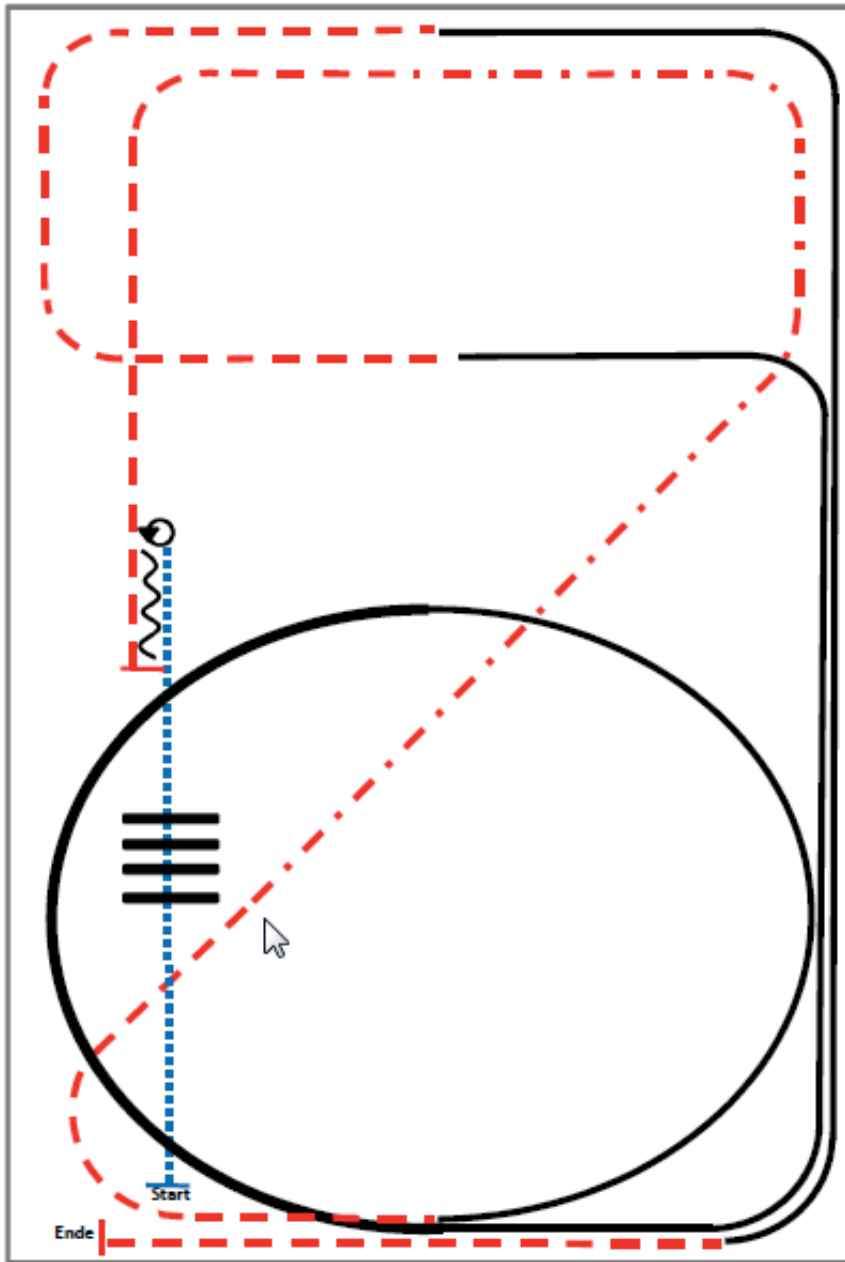
1. Walk & Jog across arena
2. Stop & 2/3 turn on the hind to the right
3. Walk & extended Jog across arena
4. Circle to the left in jog & circle to the right in extended jog
5. Stop and back
6. 1 ½ turn on the hind to the left & walk
7. Jog a square towards exit

Para-Horse/Ranch Riding

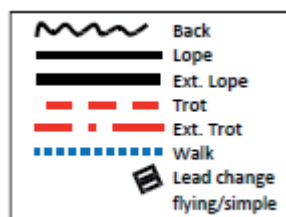


1. Walk, stop & back slalom
2. Trot
3. Extended trot
4. Trot & trot over poles
5. Trot corners
6. Walk & walk over (elevated) poles
7. Trot
8. Extended trot & circle
9. Walk & walk over bridge
10. Walk, 360° turn each way, walk & stop

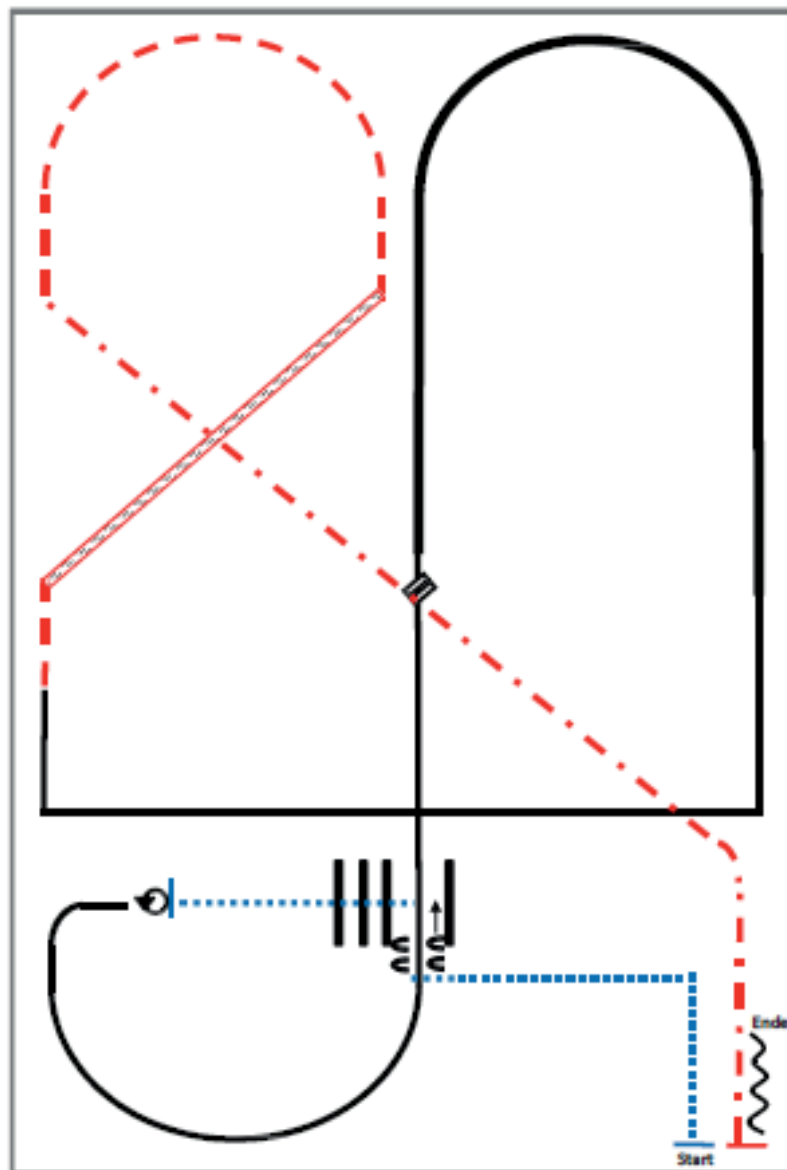
Circle L Novice Ranch Riding



- 1) Walk.
- 2) Walk over, walk.
- 3) Stop, 360° turn left or right.
- 4) Back.
- 5) Trot.
- 6) Extended trot, trot.
- 7) Lope left lead.
- 8) Extended lope, lope.
- 9) Trot.
- 10) Lope right lead.
- 11) Trot, stop.



Vorlauf 'Growi' Ranch Riding



- 1) Walk corners.
- 2) Sidepass right, walk over.
- 3) Stop, turns 360° each direction either way first.
- 4) Lope left lead.
- 5) Leadchange in the center of the arena, lope right lead.
- 6) Extended lope right lead.
- 7) Lope corners extended Lope.
- 8) Trot, trot two track.
- 9) Trot.
- 10) Extended trot.
- 11) Stop, back.

