

Patternübersicht

Jungferde

Basis 4	Pattern 3
Basis 5	Pattern 4
Trail 4	Pattern 4
Trail 5	Pattern 5
Reining 4	Pattern 1
Reining 5	Pattern 1

YOUNGSTARS

Reining	Pattern 6
Challenge	Pattern 1

Western Riding

LK 1/2 Junior	Pattern 8
LK 1/2 A Senior	Pattern 3
LK 1/2 B	Pattern 3
LK 3 A/B	Pattern 7
LK 2/1 Q Junior	Pattern 7
LK 2/1 A-Q Senior	Pattern 4
LK 2/1 B-Q	Pattern 4

Senior Superhorse

LK 1/2 A	Pattern 3
LK 1/2 B	Pattern 3
LK 2/1 A-Q	Pattern 1
LK 2/1 B-Q	Pattern 1

Working Cow Horse

LK 2/1	Pattern 2
LK 3	Pattern 2
LK 2/1 Q	Pattern 8

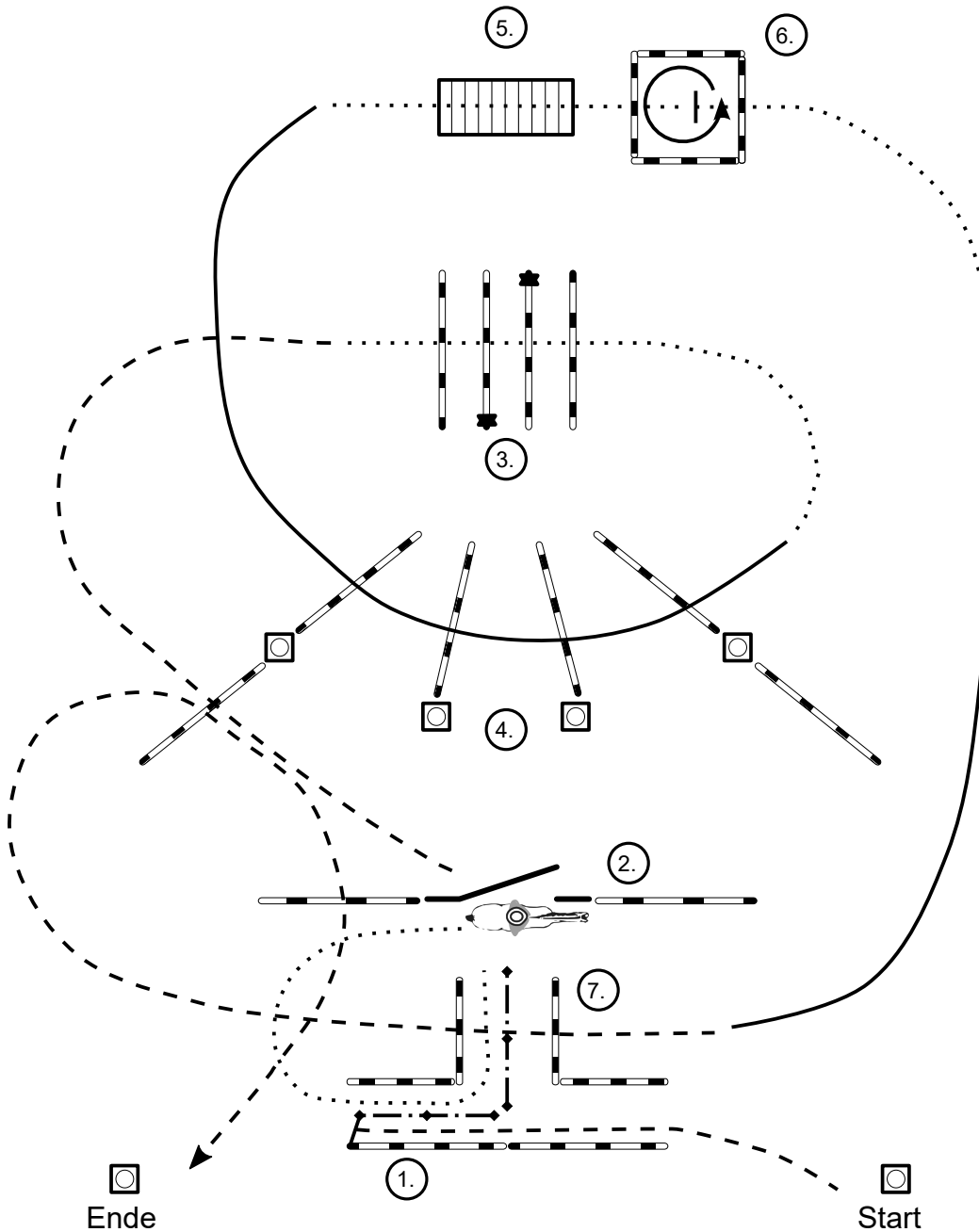
Reining

LK 1/2 Junior	Pattern 11
LK 1 A Senior	Pattern 1
LK 2 A Senior	Pattern 1
LK 1/2 B	Pattern 6
LK 3 A	Pattern 5
LK 3 B	Pattern 5
LK 4 A/B	Pattern 14
LK 2/1 Q Junior	Pattern 4
LK 2/1 A-Q Senior	Pattern 2
LK 2/1 B-Q	Pattern 4

Ranch Riding

LK 1/2 Junior	Pattern 13
LK 1 A Senior	Pattern 5
LK 2 A Senior	Pattern 5
LK 1/2 B	Pattern 5
LK 3 A	Pattern 4
LK 3 B	Pattern 4
LK 4/5 A	Pattern 15
LK 4/5 B	Pattern 15
LK 2/1 Q Junior	Pattern 1
LK 2/1 A-Q Senior	Pattern 2
LK 2/1 B-Q	Pattern 1

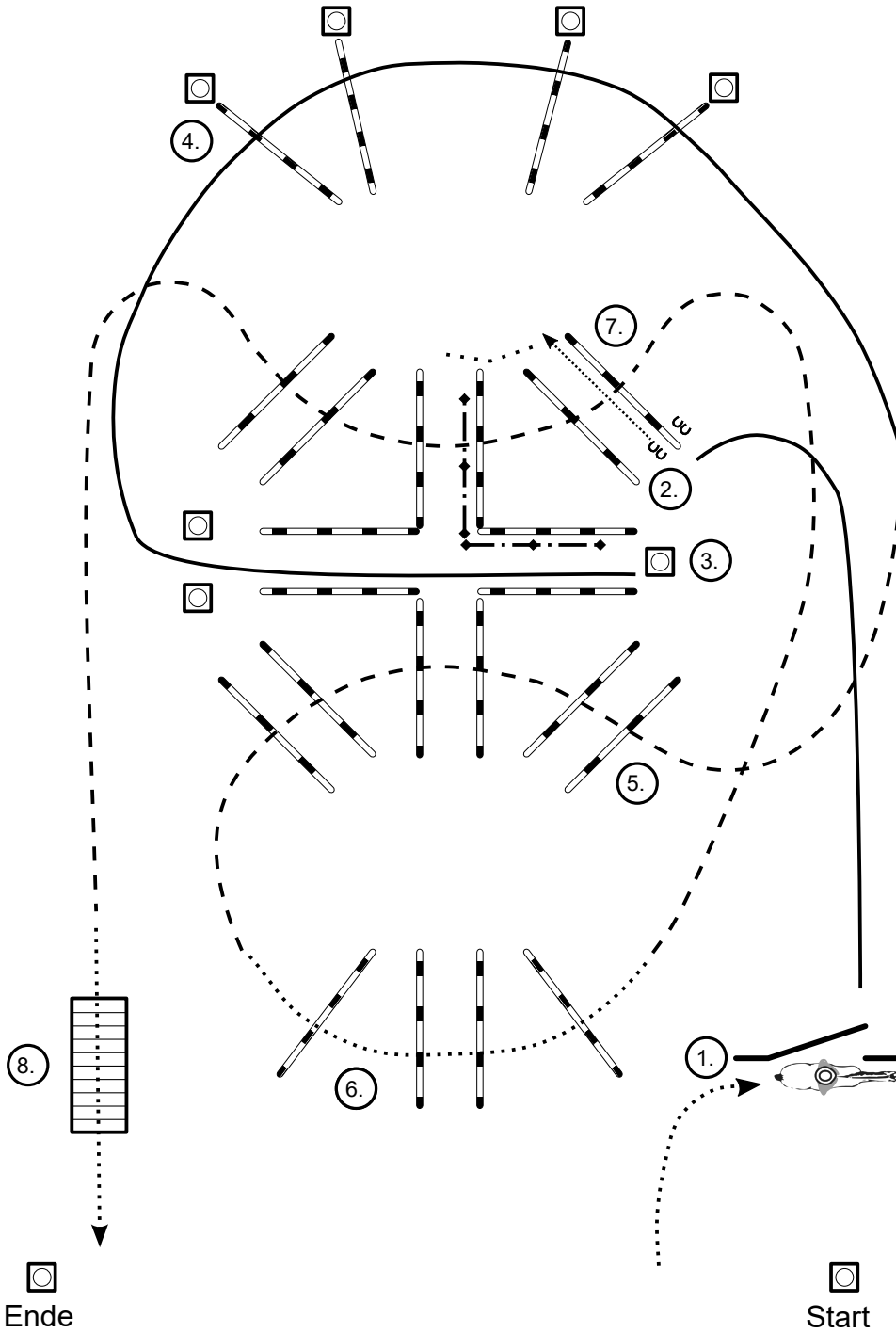
Trail Horse LK 1/2 Junior



1. Jog In, Back Up
Walk Out
2. Tor
3. Walk Over
4. Lope Over
5. Brücke
6. Walk In, 360° links
7. Jog Over

- Walk
- - - - - Jog
- Lope
- ◆ - - - ◆ Backup
- on> Sidepass
- X — Lead Change

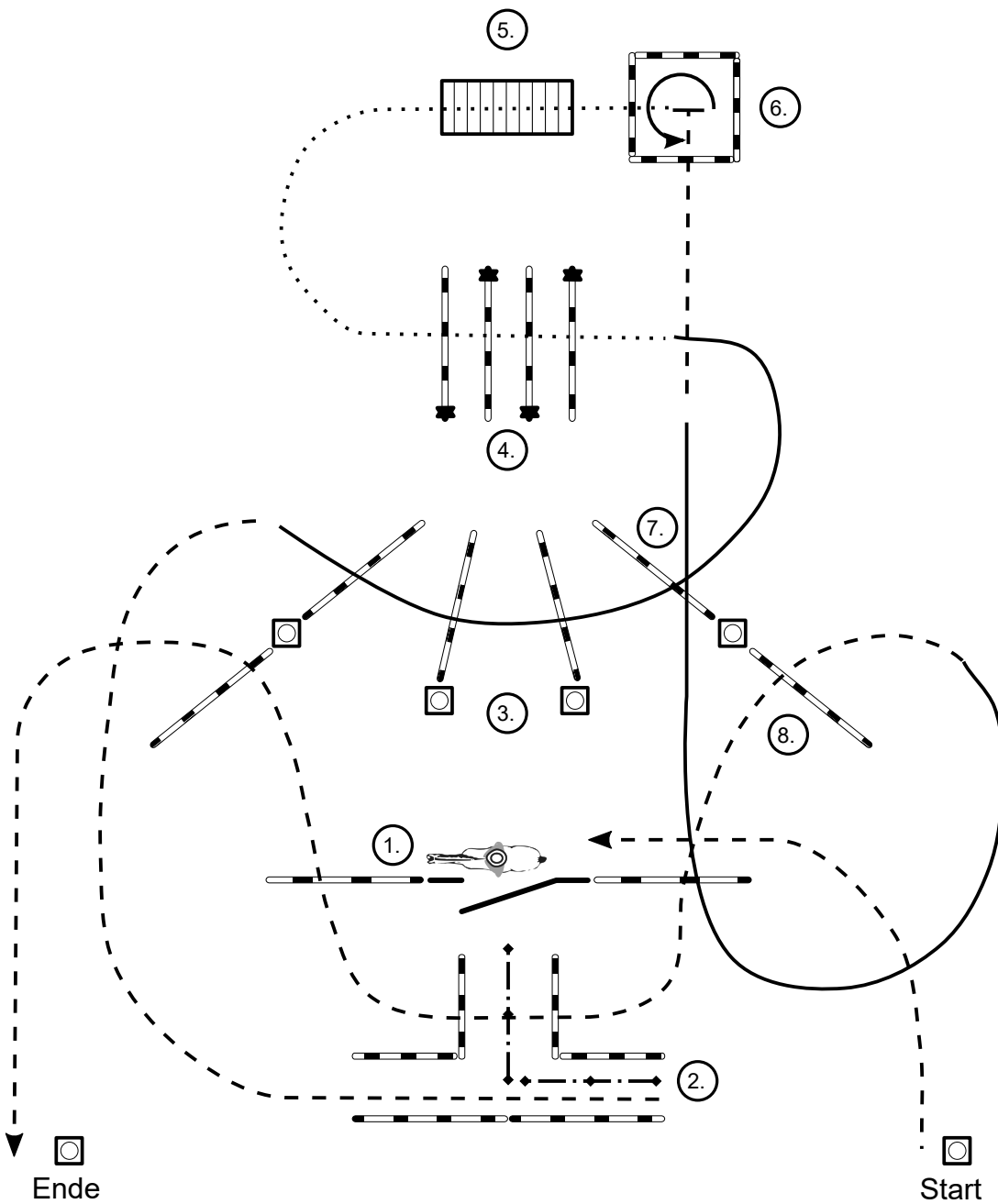
Trail Horse LK 1 A Senior / LK 2 A Senior



1. Tor
2. Sidepass rechts
3. Back Up, Lope Out
4. Lope Over
5. Jog Over
6. Walk Over
7. Jog Over
8. Brücke

- Walk
- - - - - Jog
- Lope
- ◄- - - - - Backup
- nn Sidepass
- X — Lead Change

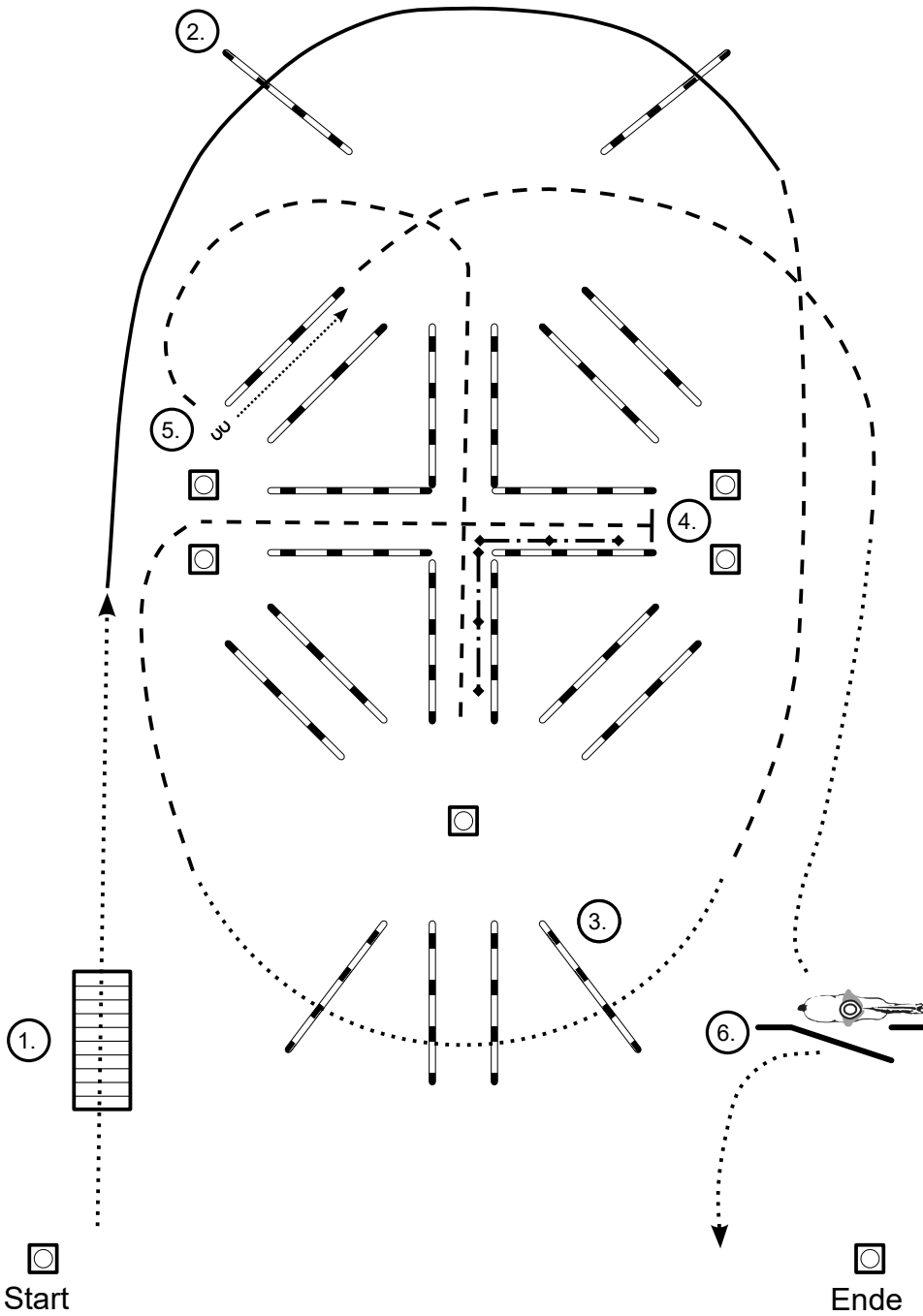
Trail Horse LK 1/2 B



1. Tor
2. Back Up, Jog out
3. Lope Over
4. Walk Over
5. Brücke
6. Walk In, 270° links,
Jog Out
7. Lope Over
8. Jog Over

- Walk
- - - - - Jog
- Lope
- ◆ - - - ◆ Backup
- on> Sidepass
- X — Lead Change

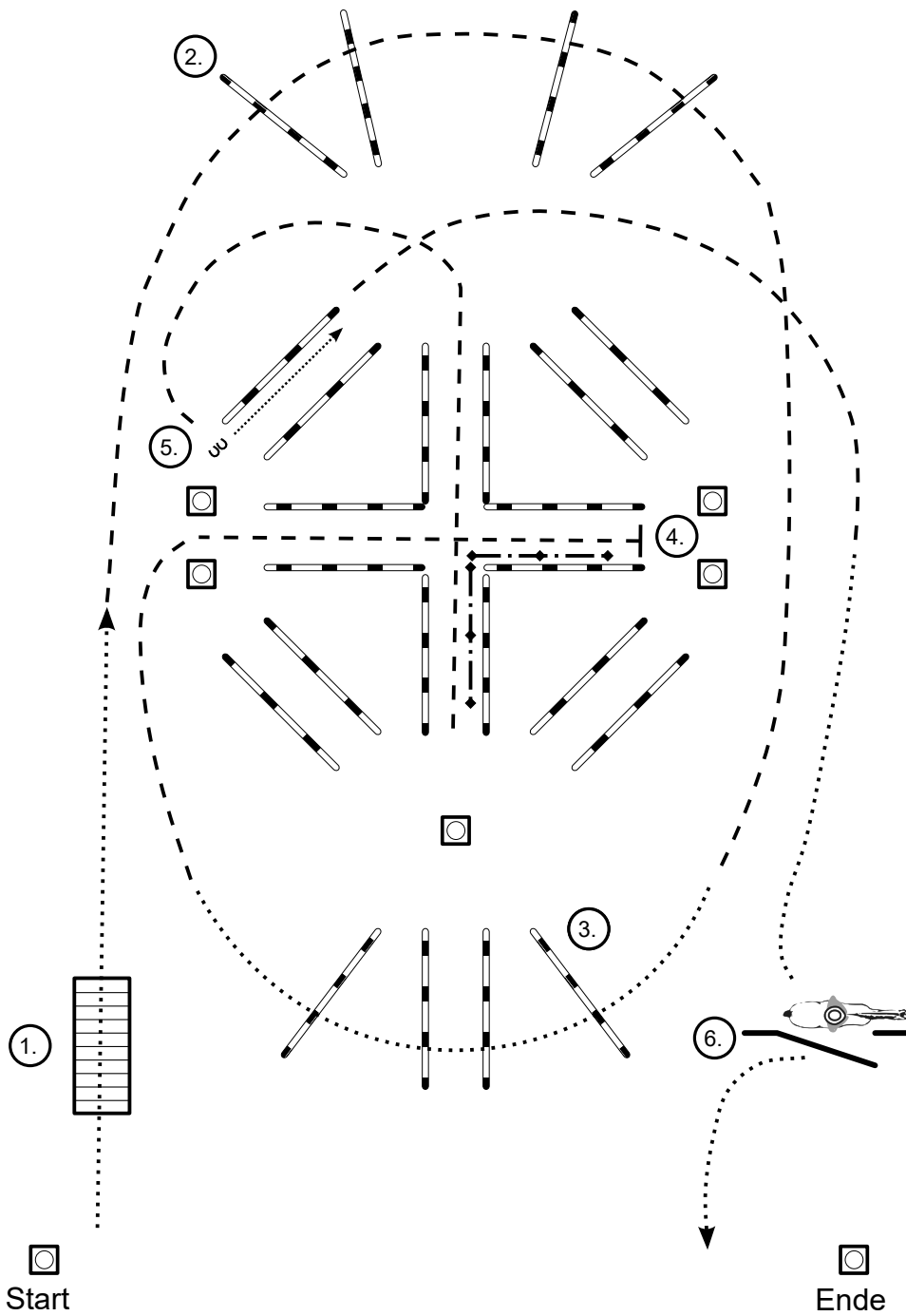
Trail Horse LK 4/5 A / LK 4/5 B



1. Brücke
2. Lope Over
3. Walk Over
4. Jog In, Back Up,
Jog Out
5. Sidepass links
6. Tor

- Walk
- - - - - Jog
- Lope
- ◆ — ◆ — ◆ — ◆ — ◆ Backup
- ∞ —————> Sidepass
- X ————— Lead Change

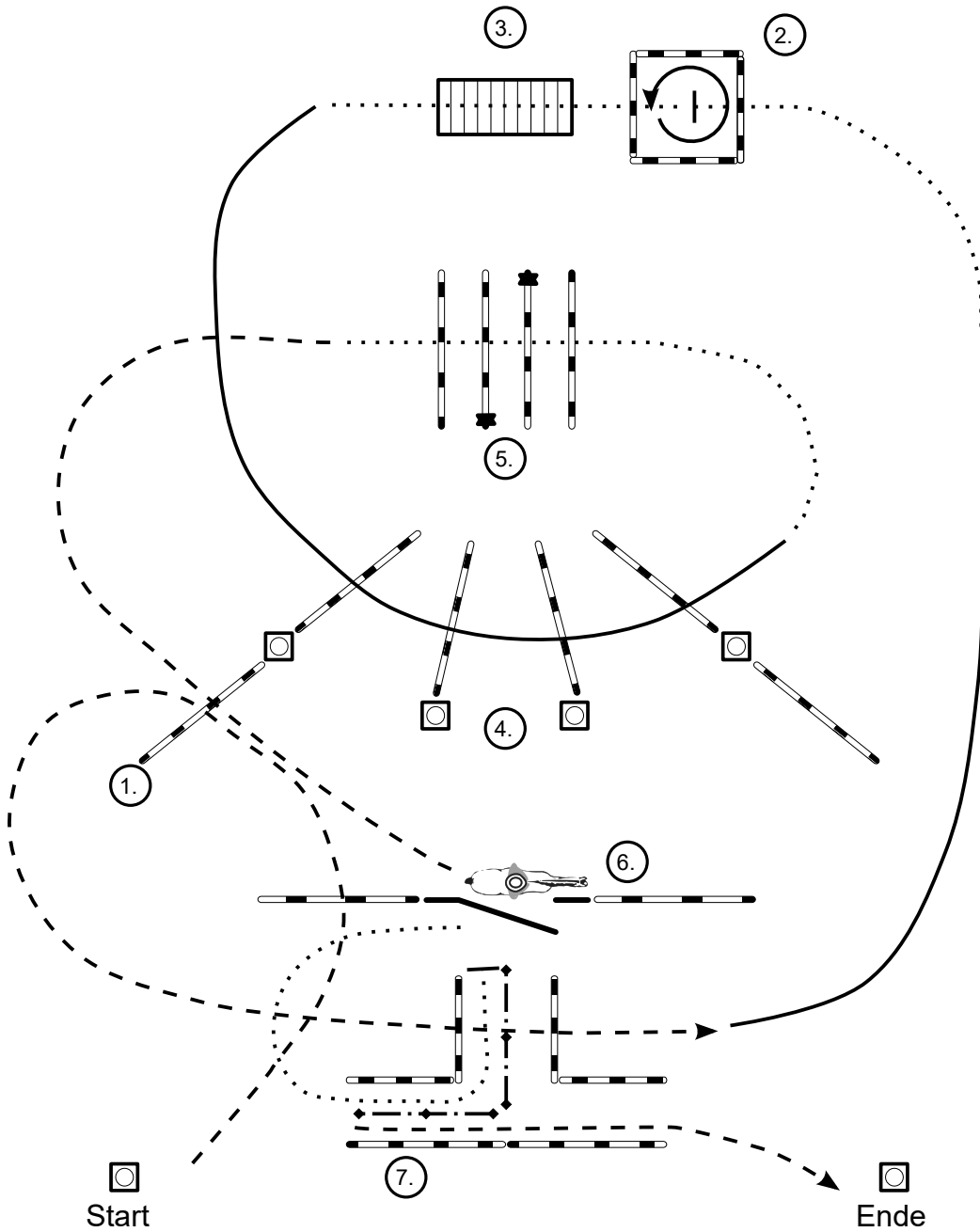
Trail Horse Walk Trot LK 4/5 B



1. Brücke
2. Jog Over
3. Walk Over
4. Jog In, Back Up, Jog Out
5. Sidepass links
6. Tor

- Walk
- - - - - Jog
- Lope
- ◆ — ◆ — ◆ — Backup
- w Sidepass
- X — Lead Change

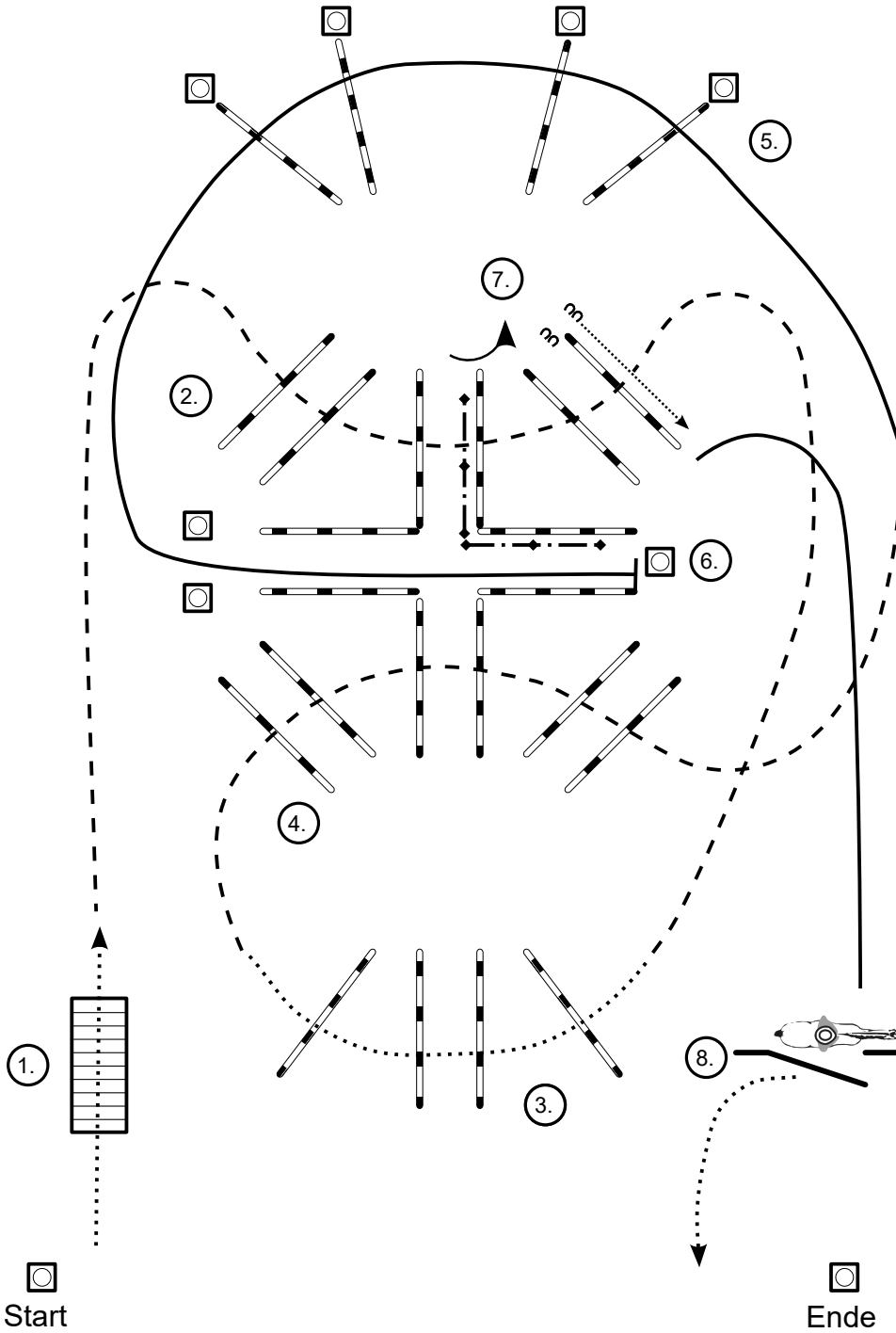
Trail Horse LK 2/1 Q Junior



1. Jog Over
2. Walk In, 360° links
3. Brücke
4. Lope Over
5. Walk Over
6. Tor
7. Walk In, Back Up
Jog Out

- Walk
- - - - - Jog
- Lope
- ◆ - - - ◆ Backup
- on> Sidepass
- X — Lead
Change

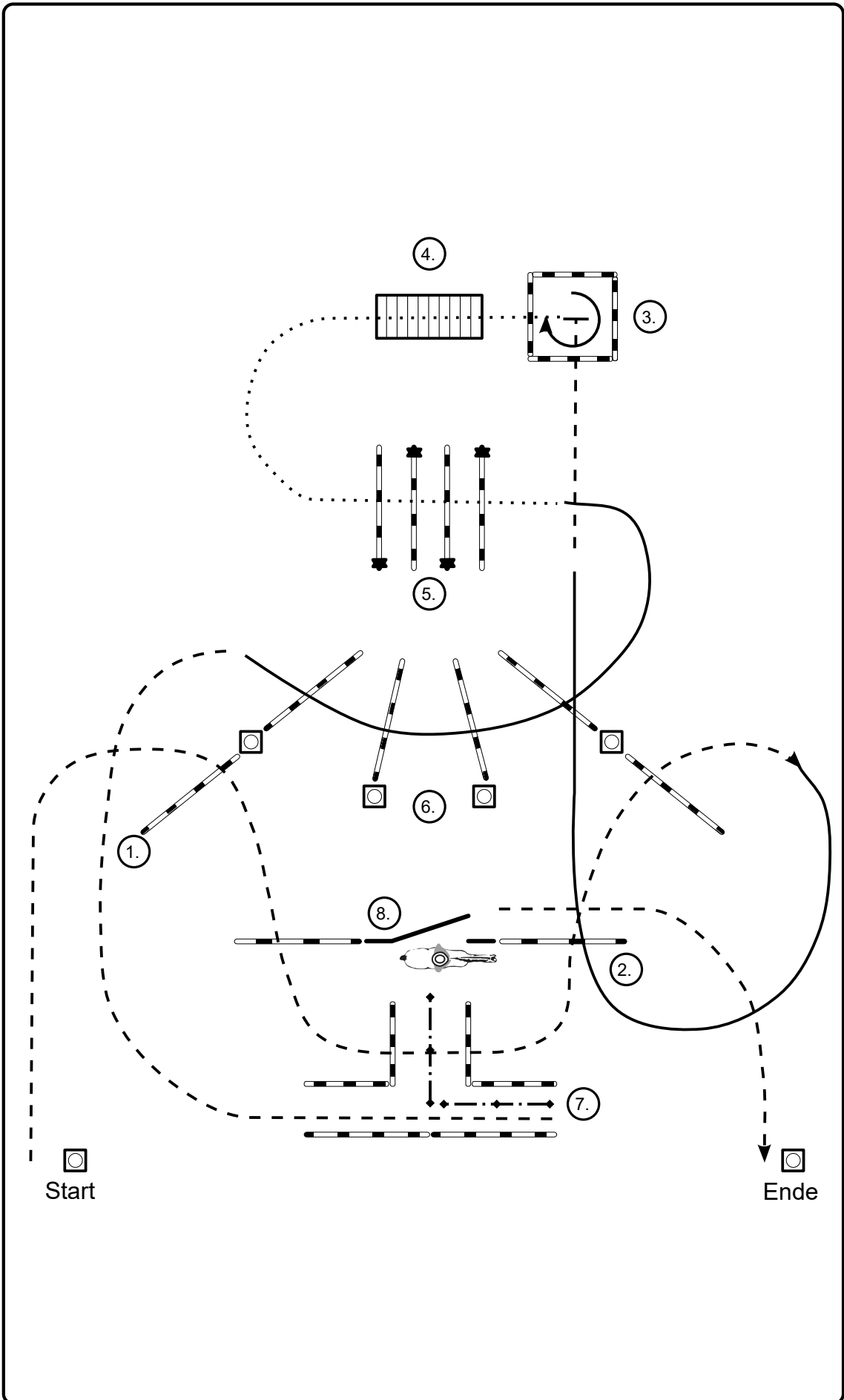
Trail Horse LK 2/1 A-Q Senior



1. Brücke
2. Jog Over
3. Walk over
4. Jog Over
5. Lope Over
6. Lope In, Back Up,
90° HHW links
7. Sidepass rechts
8. Tor

- Walk
- - - - - Jog
- Lope
- ◆ — ◆ — ◆ — ◆ — ◆ Backup
- m> Sidepass
- X — Lead Change

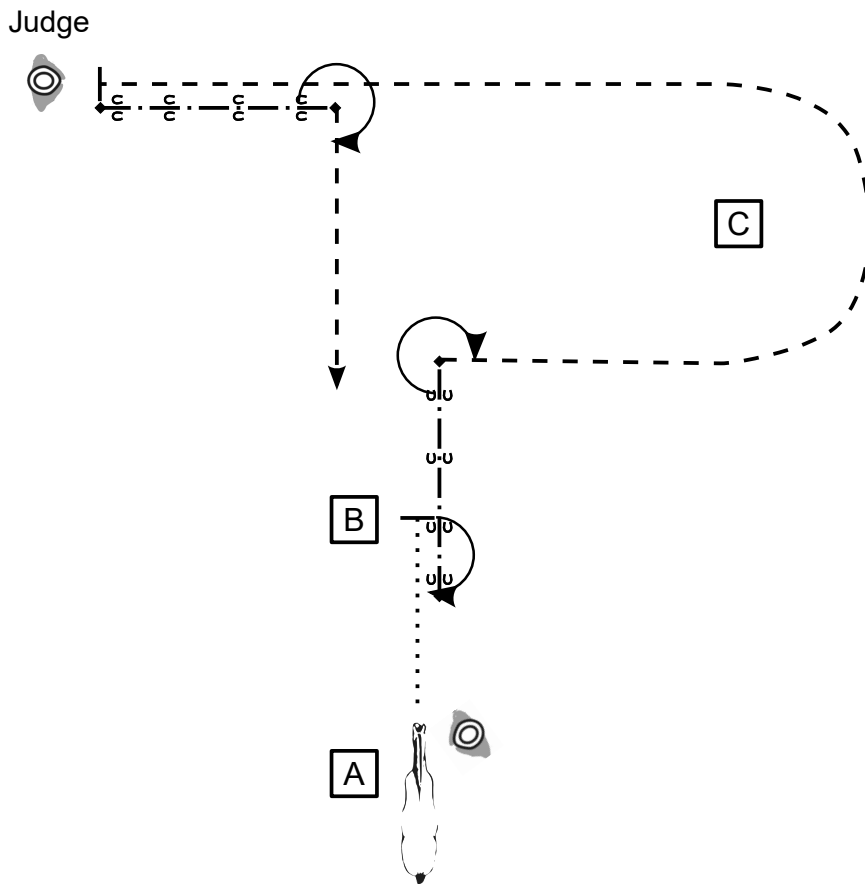
Trail Horse LK 2/1 B-Q



1. Jog Over
2. Lope Over
3. Jog In, 270° rechts
Walk Out
4. Brücke
5. Walk Over
6. Lope Over
7. Jog In, Back Up
8. Tor

- Walk
- - - - - Jog
- Lope
- ◆ - - - ◆ Backup
- on> Sidepass
- X — Lead Change

Showmanship at Halter LK 1/2 A

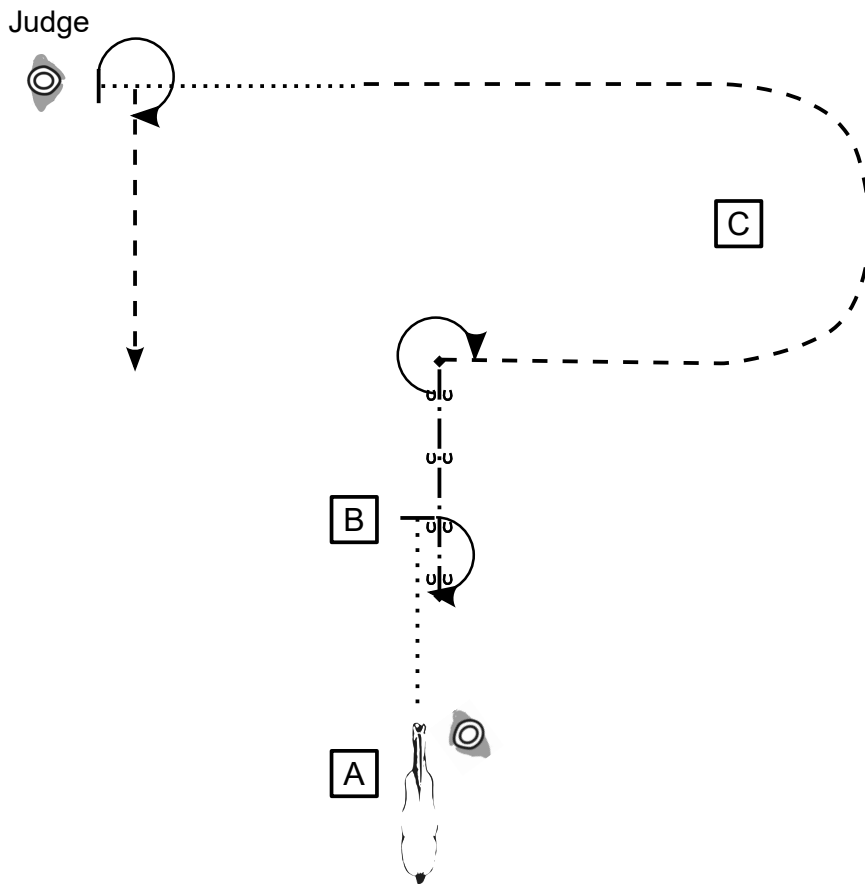


Set Up bei A

1. Walk bis B - Stop
2. 180° Drehung
3. Back Up ca. 1 Pferdelänge
4. 270° Drehung
5. Jog um C zum Richter - Stop
6. Set Up
7. Back Up ca. 1 Pferdelänge
8. 270° Drehung
Jog in die Warm Up Area

- A Marker
- Walk
- - - - - Jog
- - - - - ext. Jog
- ← → · → ← → Back Up

Showmanship at Halter LK 1/2 B

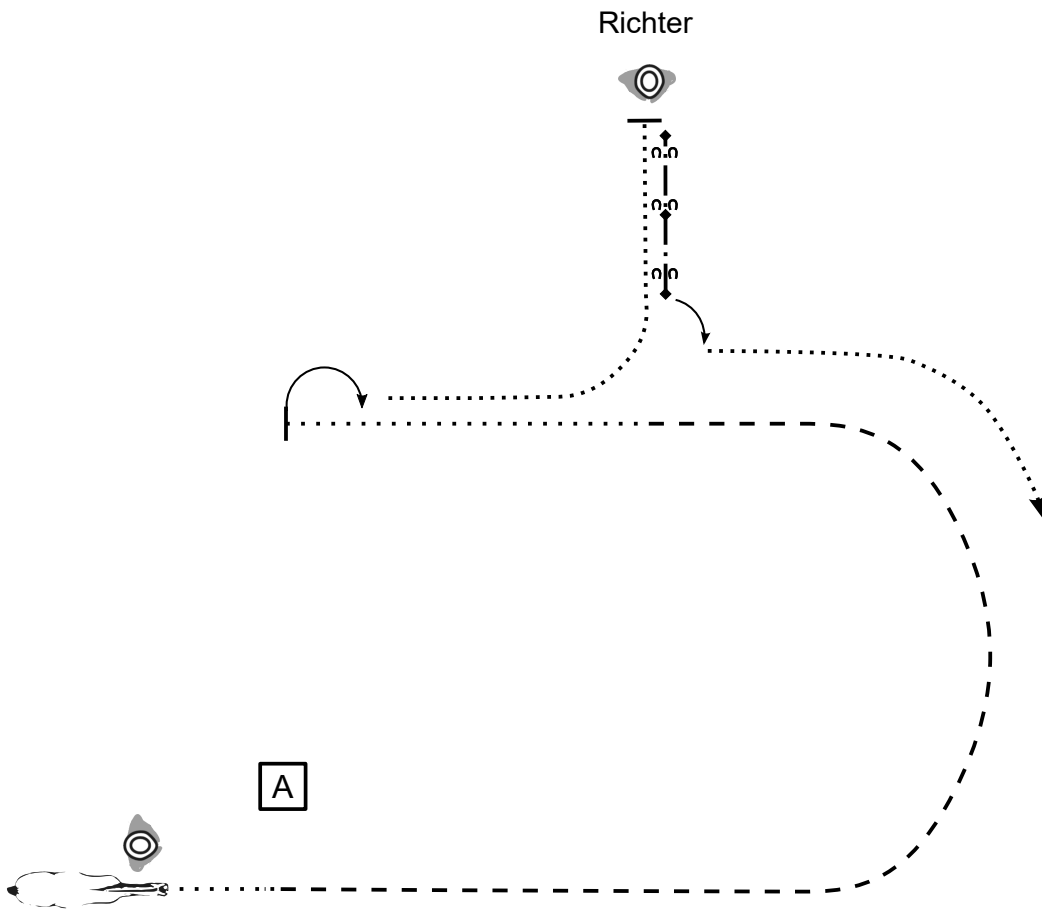


Set Up bei A

1. Walk bis B - Stop
2. 180° Drehung
3. Back Up ca. 1 Pferdelänge
4. 270° Drehung
5. Jog um C, Walk zum Richter - Stop
6. Set Up
7. 270° Drehung
Jog in die Warm Up Area

- A Marker
 Walk
 - - - - - Jog
 - - - - - ext. Jog
 ←↻→ · →↻→ · →↻→ Back Up

Showmanship at Halter LK 4/5 A / LK 4/5 B

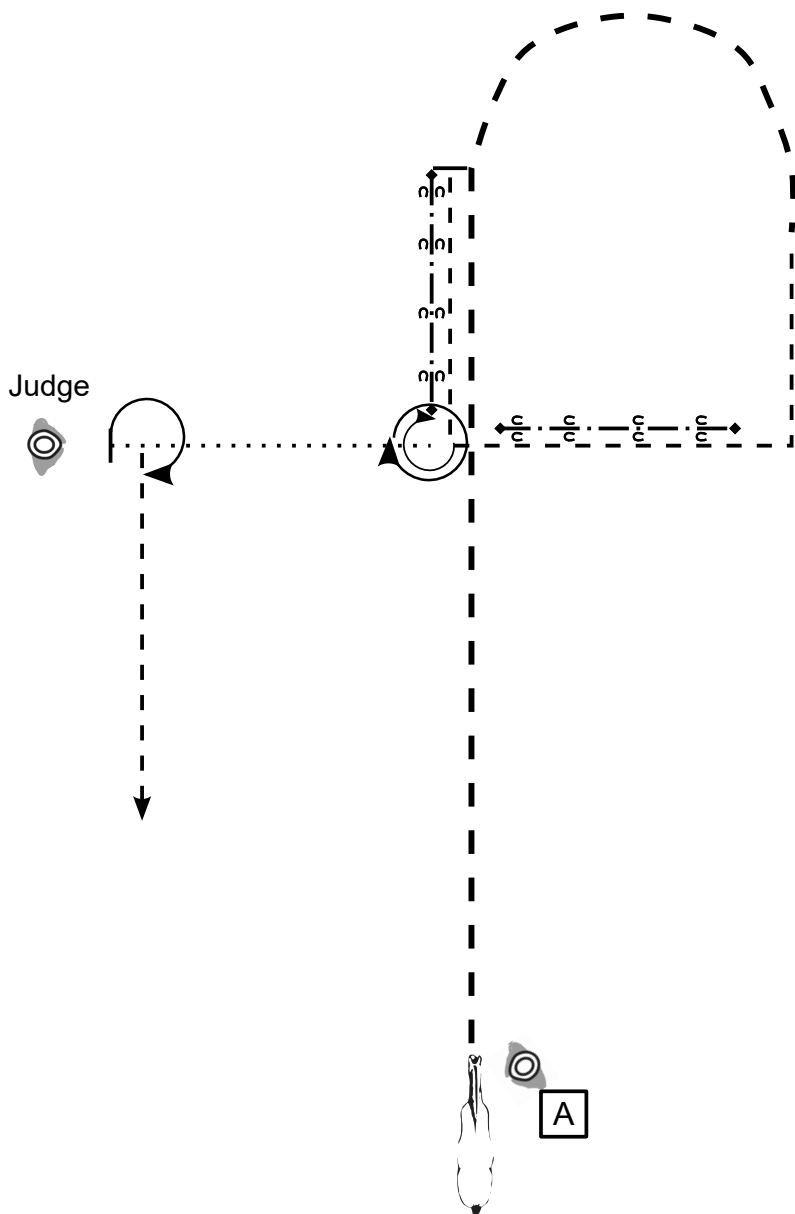


Set Up vor A

1. Walk bis A
2. einen halben Zirkel im Jog bis auf Höhe des Richters
3. Walk bis auf Höhe A - Stop
4. 180° Drehung
5. Walk bis zum Richter - Stop
6. Set Up
7. Back Up
8. 90° Drehung
Walk in die Warm Up Area

- A Marker
 Walk
 - - - - - Jog
 - - - - - ext. Jog
 ←↻→ Back Up

Showmanship at Halter LK 2/1 A-Q / LK 2/1 B-Q

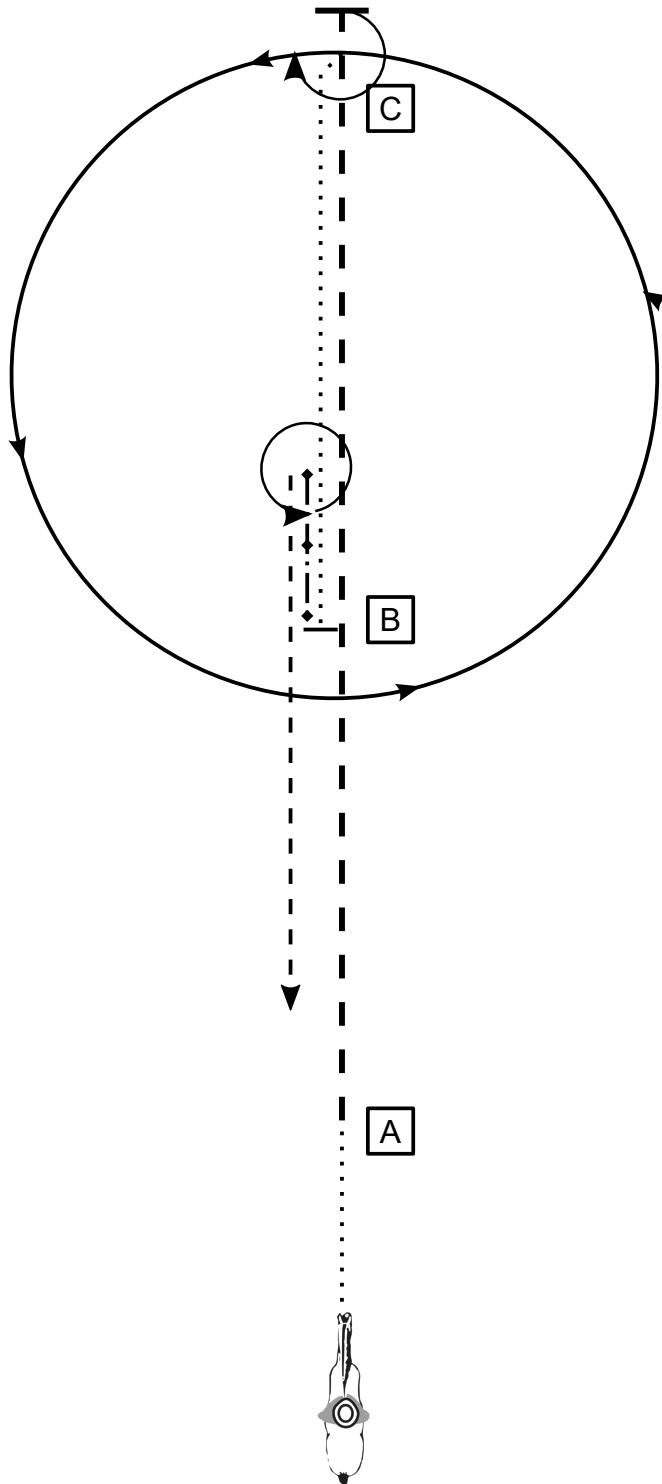


Set Up bei A

1. Ext. Jog inkl. eines Bogens
2. Jog inkl. 2 "square corners"
Stop
3. Back Up bis auf Höhe des Richters
4. 630° Drehung
5. Back Up ca. 2 Pferdelängen
6. Walk zum Richter - Stop
7. Set Up
8. 270° Turn
Jog in die Warm Up Area

- A Marker
 Walk
 - - - - - Jog
 - - - - - ext. Jog
 ← 2 → → 3 → ← 3 → Back Up

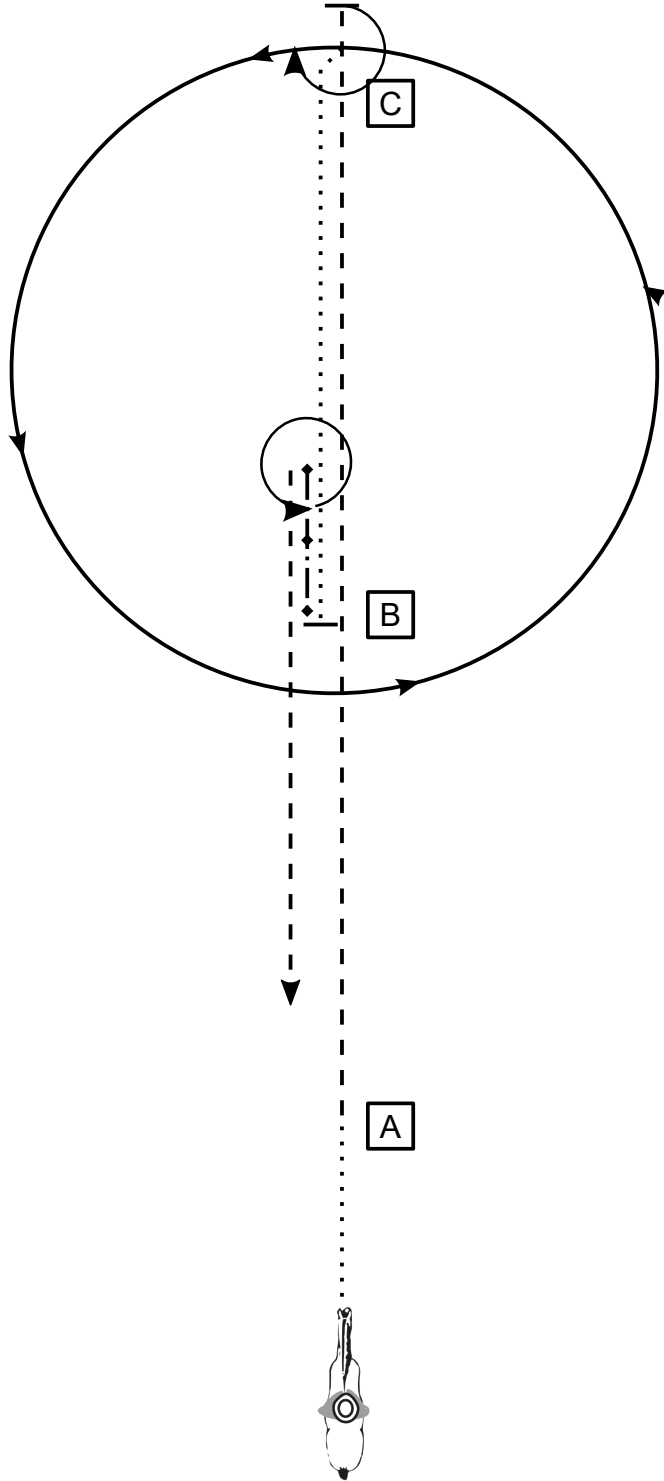
Western Horsemanship LK 1 A / LK 2 A



1. Schritt bis A
2. ext. Jog bis hinter C - Stop
3. 270° Drehung rechts
4. sofort angaloppieren
Galoppzirkel links
5. bei C Schritt bis B - Stop
6. Rückwärts
7. 360° Drehung links
Jog in Warm Up Bereich

[A]	Marker
.....	Walk
- - - - -	Jog
- - - - -	ext.Jog
—————	Lope
—————	ext. Lope
◄-----◄	Backup
on→	Sidepass
————— X	Lead Change

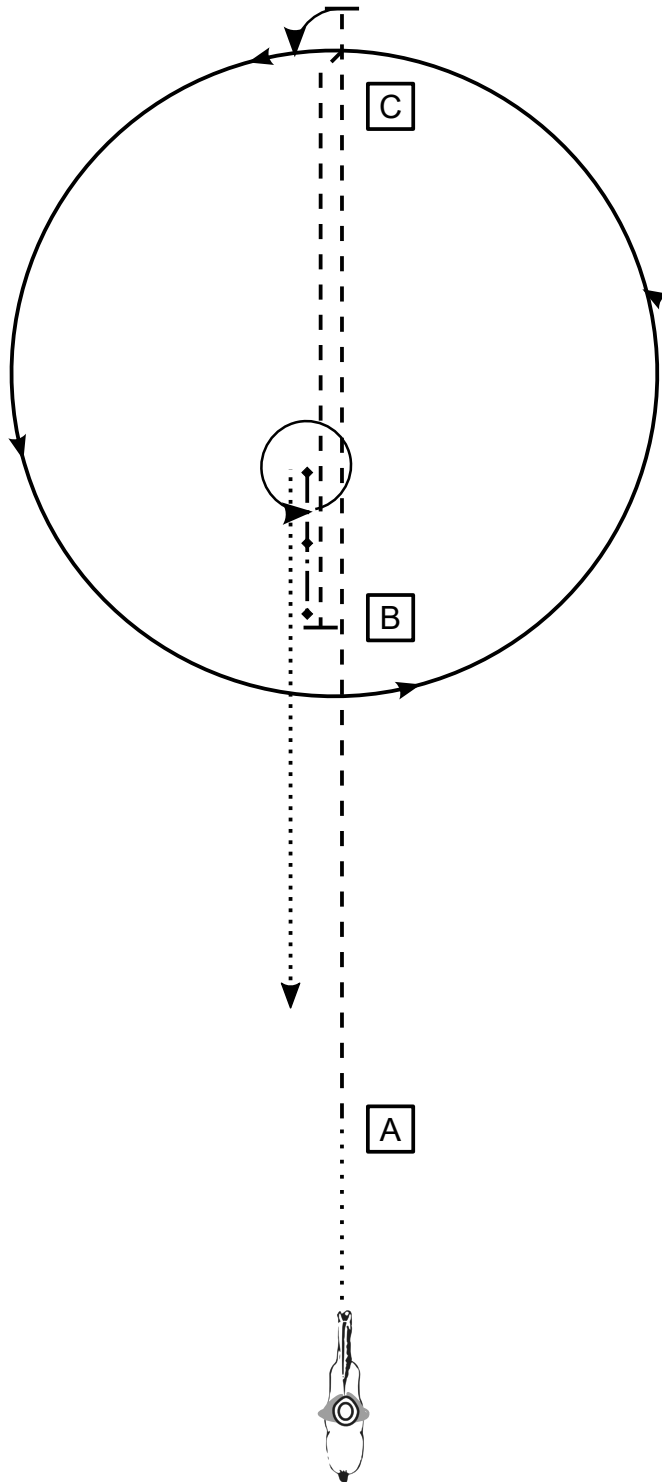
Western Horsemanship LK 1/2 B



1. Schritt bis A
2. Jog bis hinter C - Stop
3. 270° Drehung rechts
4. Galoppzirkel (links)
5. bei C Schritt bis B - Stop
6. Rückwärts
7. 360° Drehung links
 Jog in Warm Up Bereich

A	Marker
.....	Walk
- - - - -	Jog
- - - - -	ext. Jog
—————	Lope
—————	ext. Lope
◄-----◄	Backup
on→	Sidepass
————— X	Lead Change

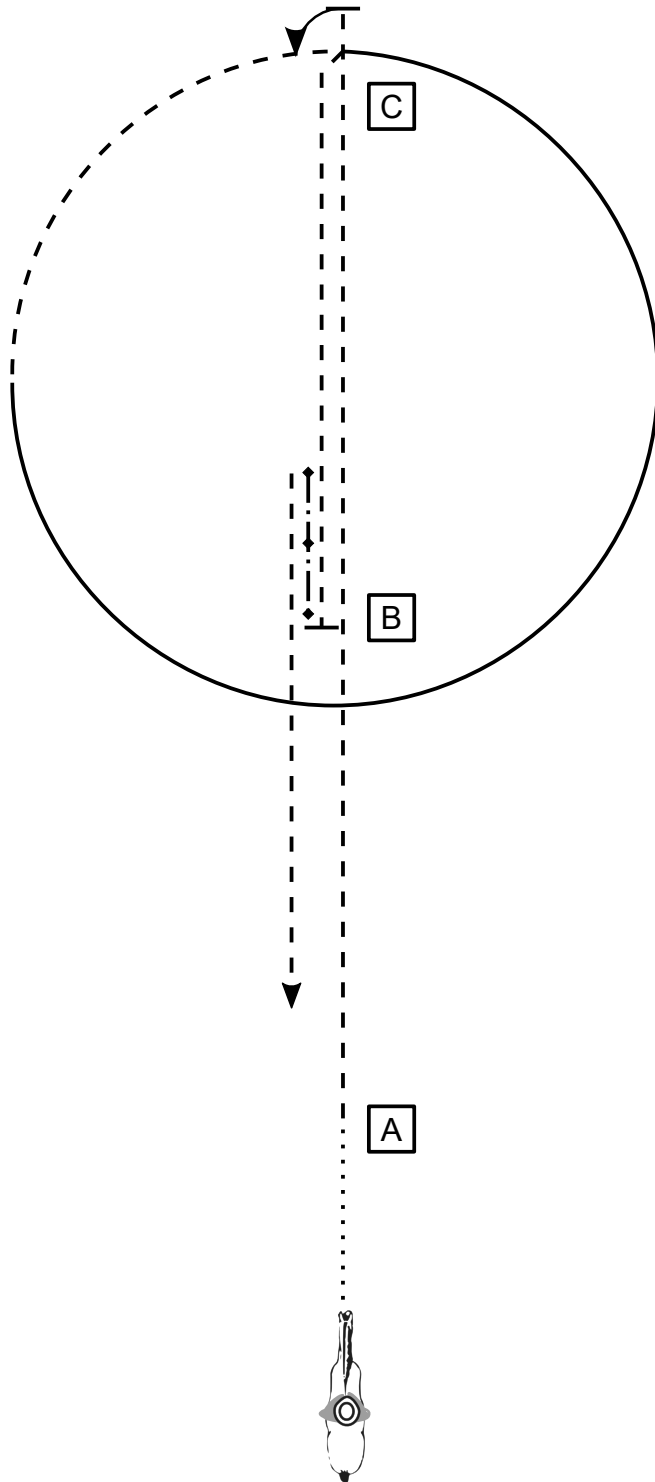
Western Horsemanship LK 3 A / LK 3 B



1. Schritt bis A
2. Jog bis hinter C - Stop
3. 90° Drehung links
4. Galoppzirkel (links)
5. bei C Trab bis B - Stop
6. Rückwärts
7. 360° Drehung links
 Schritt in Warm Up Bereich

A	Marker
.....	Walk
- - - - -	Jog
- - - - -	ext. Jog
—————	Lope
—————	ext. Lope
◄-----◄	Backup
→.....→	Sidepass
————— X	Lead Change

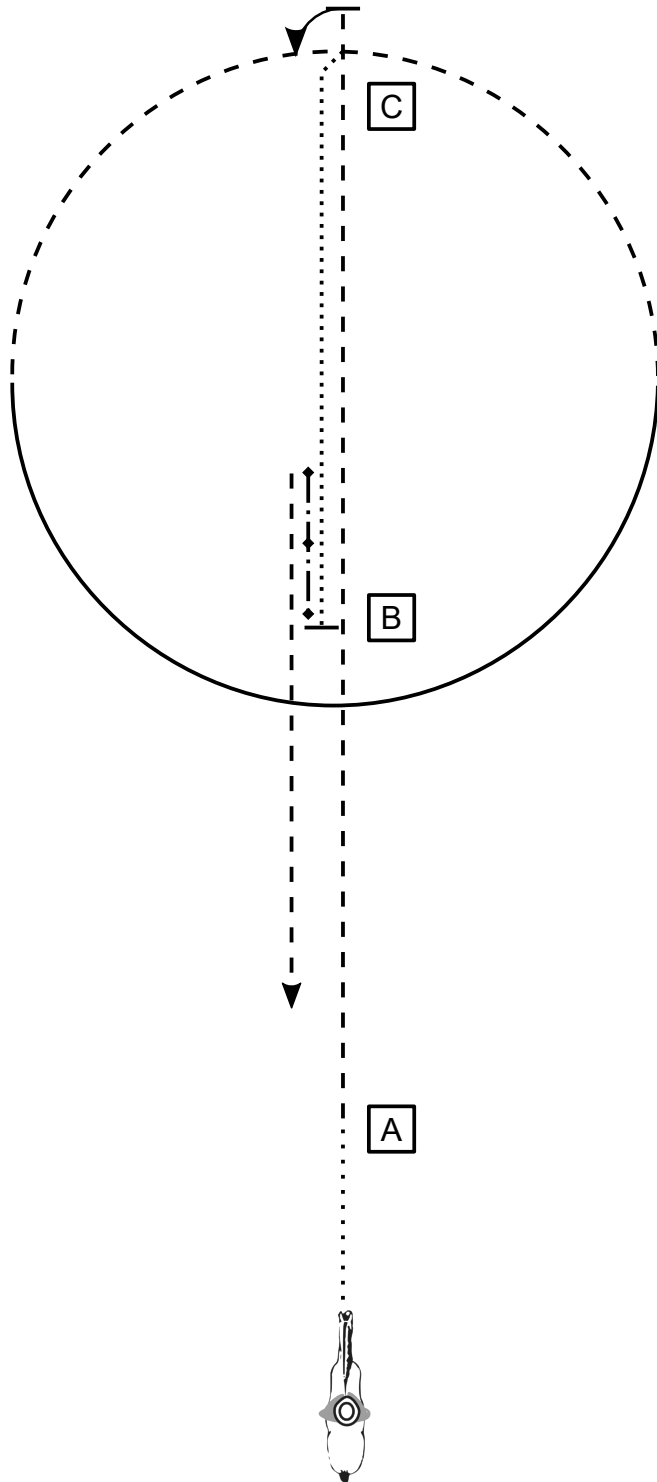
Western Horsemanship LK 4/5 A



1. Schritt bis A
2. Jog bis hinter C - Stop
3. 90° Drehung links
4. Jog (1/4 Zirkel)
Linksgalopp (3/4 Zirkel)
5. bei C Jog bis B - Stop
6. Rückwärts
Jog in Warm Up Bereich

A	Marker
.....	Walk
-----	Jog
- - - - -	ext.Jog
—————	Lope
—————	ext. Lope
◄-----◄	Backup
on→	Sidepass
————— X	Lead Change

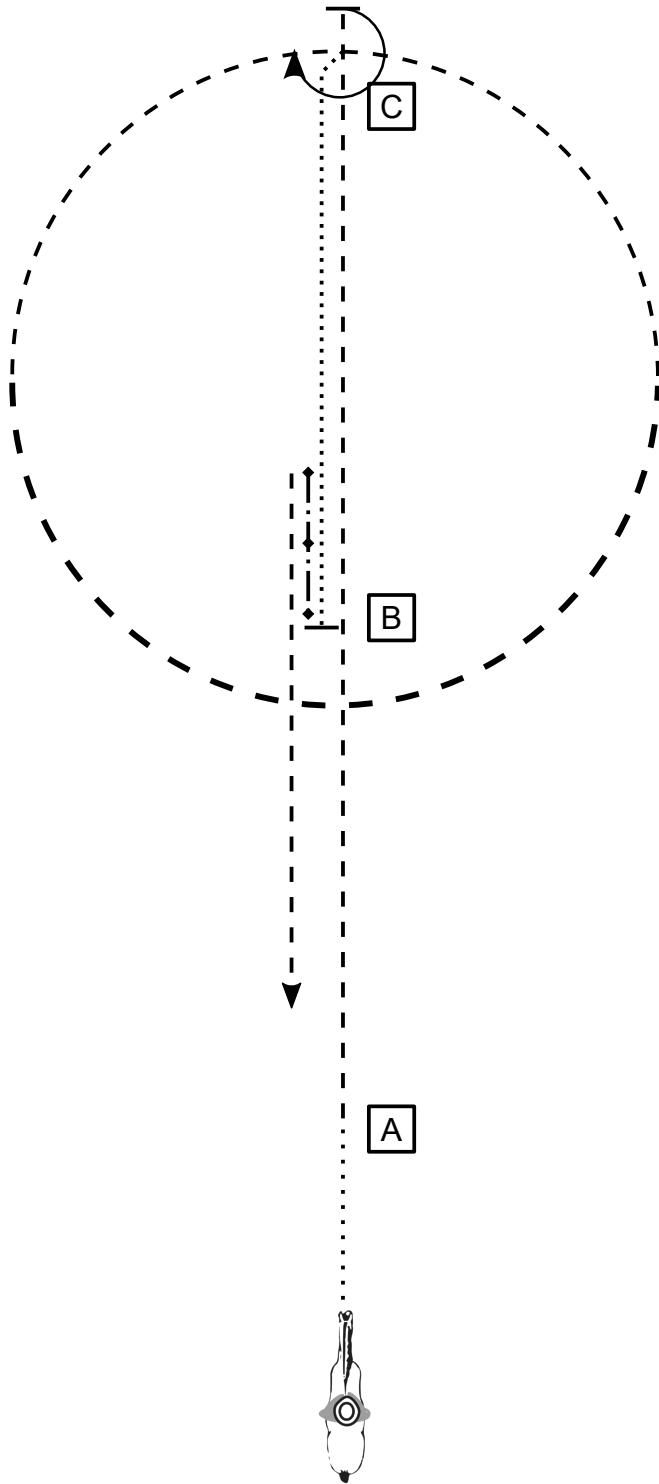
Western Horsemanship LK 4/5 B



1. Schritt bis A
2. Jog bis hinter C - Stop
3. 90° Drehung links
4. Jog (1/4 Zirkel)
 Linksgalopp (1/2 Zirkel)
 Jog (1/4 Zirkel)
5. bei C Schritt bis B - Stop
6. Rückwärts
 Jog in Warm Up Bereich

[A]	Marker
.....	Walk
- - - - -	Jog
- - - - -	ext.Jog
—————	Lope
—————	ext. Lope
◄-----◄	Backup
on→	Sidepass
—————X	Lead Change

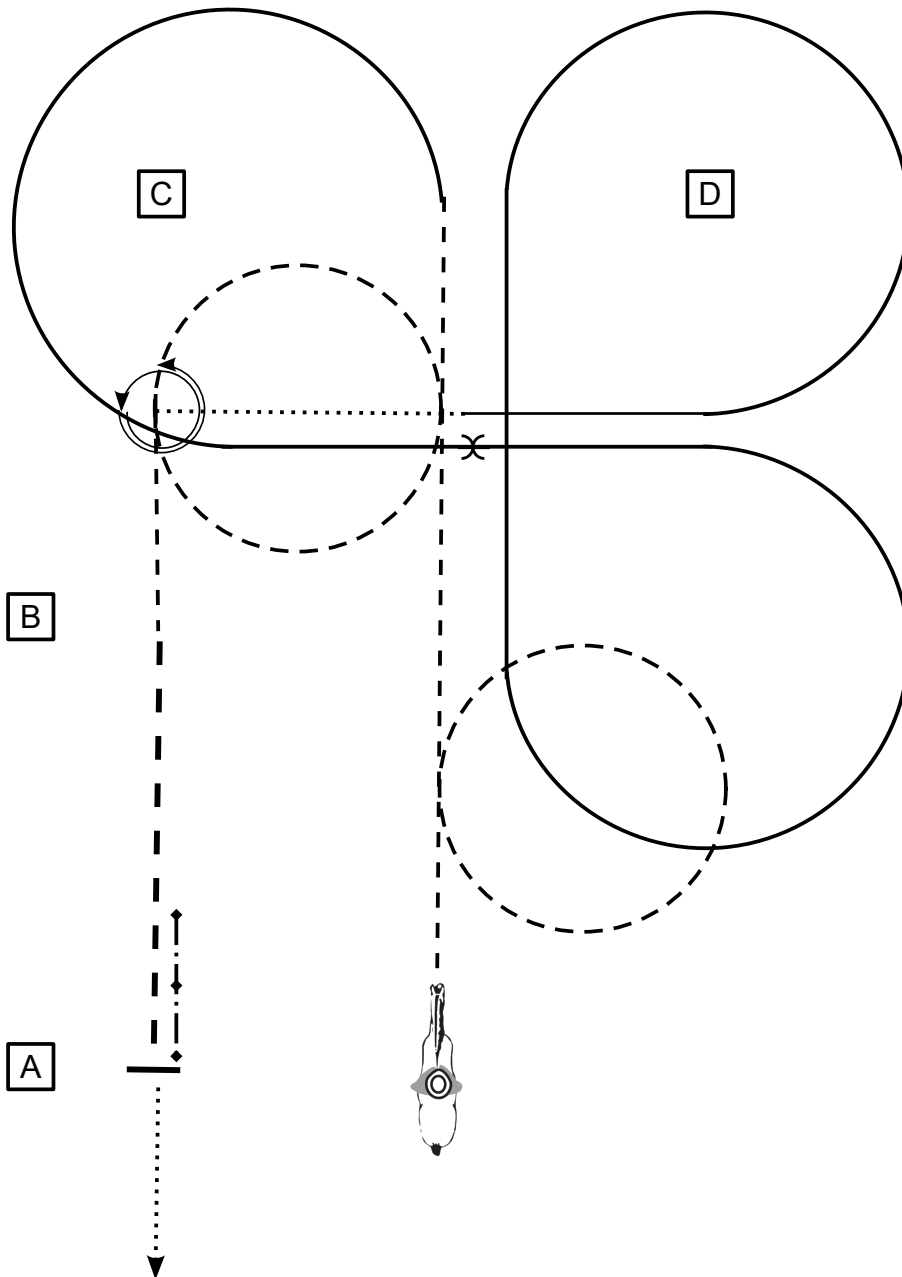
Western Horsemanship Walk Trot 4/5 B



1. Schritt bis A
2. Jog bis hinter C - Stop
3. 270° Drehung rechts
4. Jog (1/4 Zirkel)
 ext. Jog (1/2 Zirkel)
 Jog (1/4 Zirkel)
5. bei C Schritt bis B - Stop
6. Rückwärts
 Jog in Warm Up Bereich

[A]	Marker
.....	Walk
-----	Jog
- - - - -	ext. Jog
—————	Lope
—————	ext. Lope
◄-----◄	Backup
on ----->	Sidepass
————— X	Lead Change

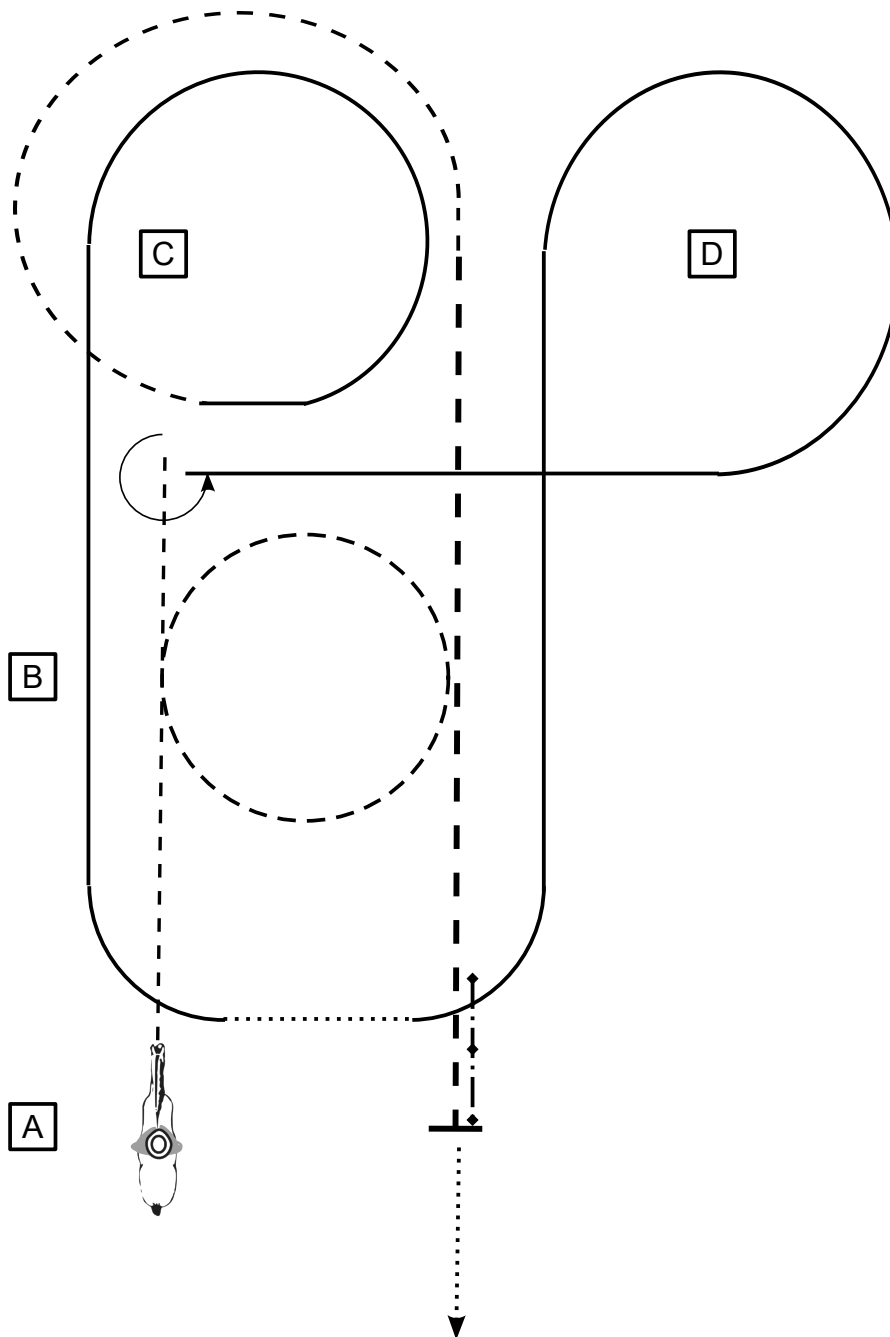
Western Horsemanship LK 2/1 A-Q



1. Beginnend aus dem Stand Höhe A im Jog, Jogvolte (rechts), weiter im Jog, Jogvolte (links)
2. Zwischen C und D Lope (LL), Volte um C, Lead Change (fly / simp.), Lope (RL), Volte rechts und weiter zu D, Volte um D, Mitte der Bahn im Walk bis C, Stop
3. 450° HHW (links), Jog bis B, ext. Jog bis A, Stop, Backup Up (mind. 1 Pferdelänge)
 Im Walk zurück in die Warm Up Area

[A]	Marker
.....	Walk
-----	Jog
- - - - -	ext. Jog
—————	Lope
—————	ext. Lope
◄- - - - -►	Backup
on→	Sidepass
X	Lead Change

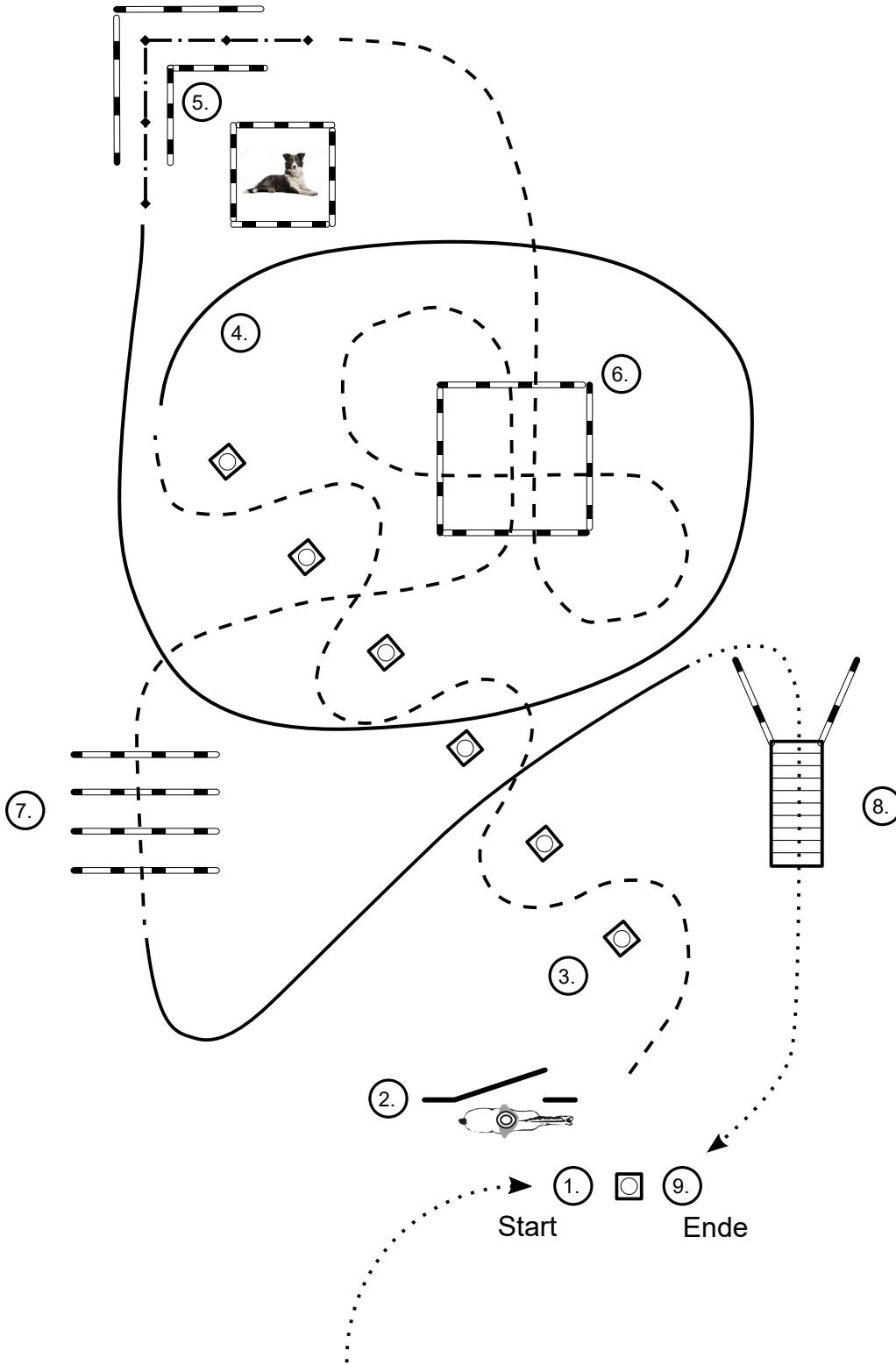
Western Horsemanship LK 2/1 B-Q



1. Beginnend aus dem Stand im Jog, bei B Jogvolte (rechts), kurz vor C anhalten, 270° HHW (links)
2. Lope (LL) und Volte (links) um D, Lead Change (simple) über Walk, Lope (RL), Lopevolte (rechts) um C
3. Um C im Jog, auf Höhe C ext.Jog, Höhe A Stop, Back Up (mind. 1 Pferdelänge)
Im Walk zurück in die Warm Up Area

A	Marker
.....	Walk
- - - - -	Jog
- - - - -	ext.Jog
—————	Lope
—————	ext. Lope
◄- - - - ->	Backup
on>	Sidepass
————— X	Lead Change

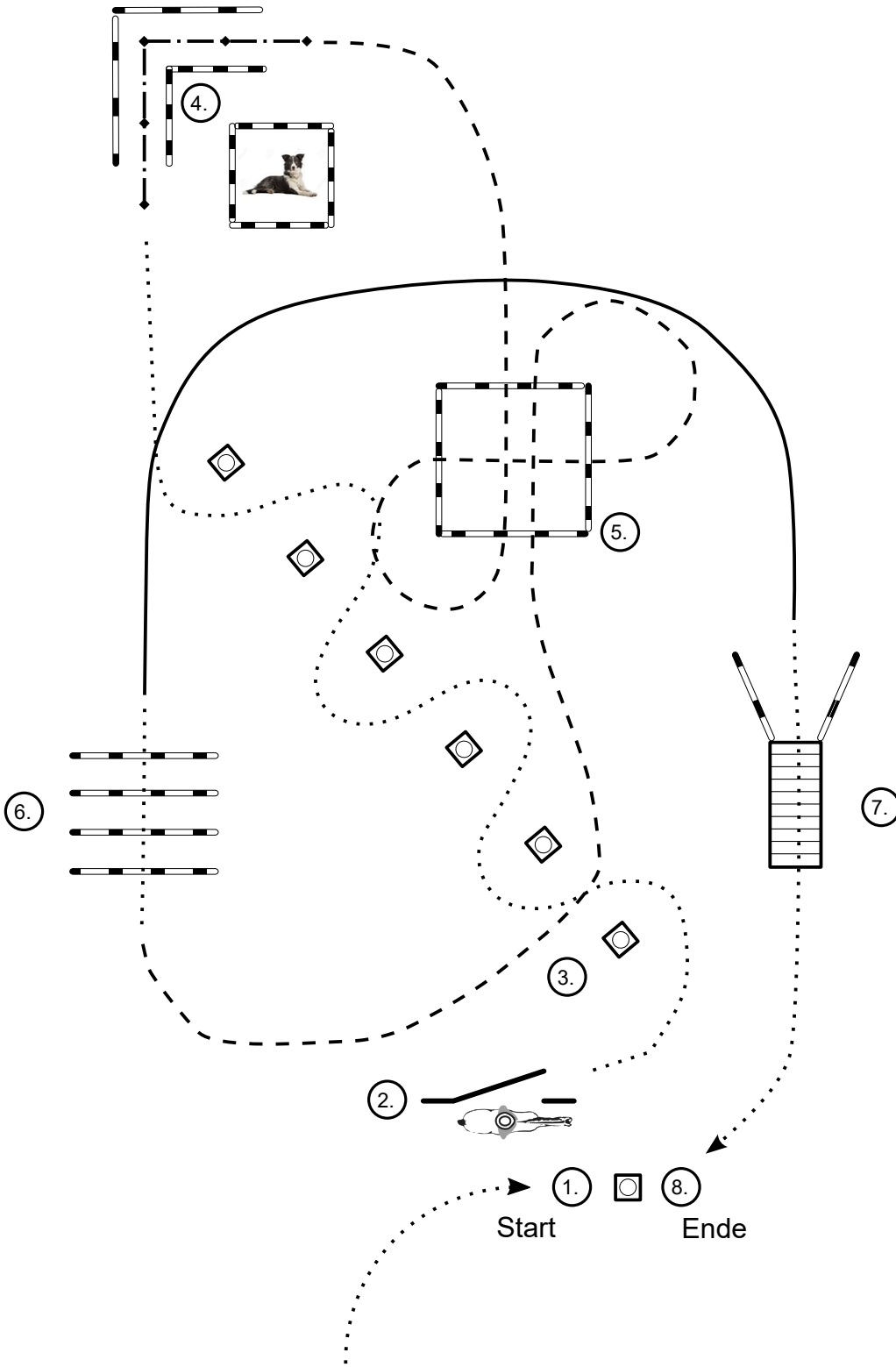
Horse & Dog Trail LK 1-2



1. Einreiten
Hund anleinen
2. Tor
Hund vorausschicken
3. Trab Slalom
Hund bei Fuß
4. Rechtsgalopp
Hund bei Fuß
5. Rückwärts
Hund vorher im Quadrat ablegen
6. Trabstangen
Hund bei Fuß
(Hund mit durch das Quadrat)
7. Trabstangen
Hund bei Fuß
8. Linksgalopp, Schritt
Brücke
Hund vorausschicken
9. Absteigen
Hund anleinen

- Walk
- - - - - Jog
- Lope
- ◆- - ◆- - ◆ Backup
-> Sidepass
- X — Lead Change

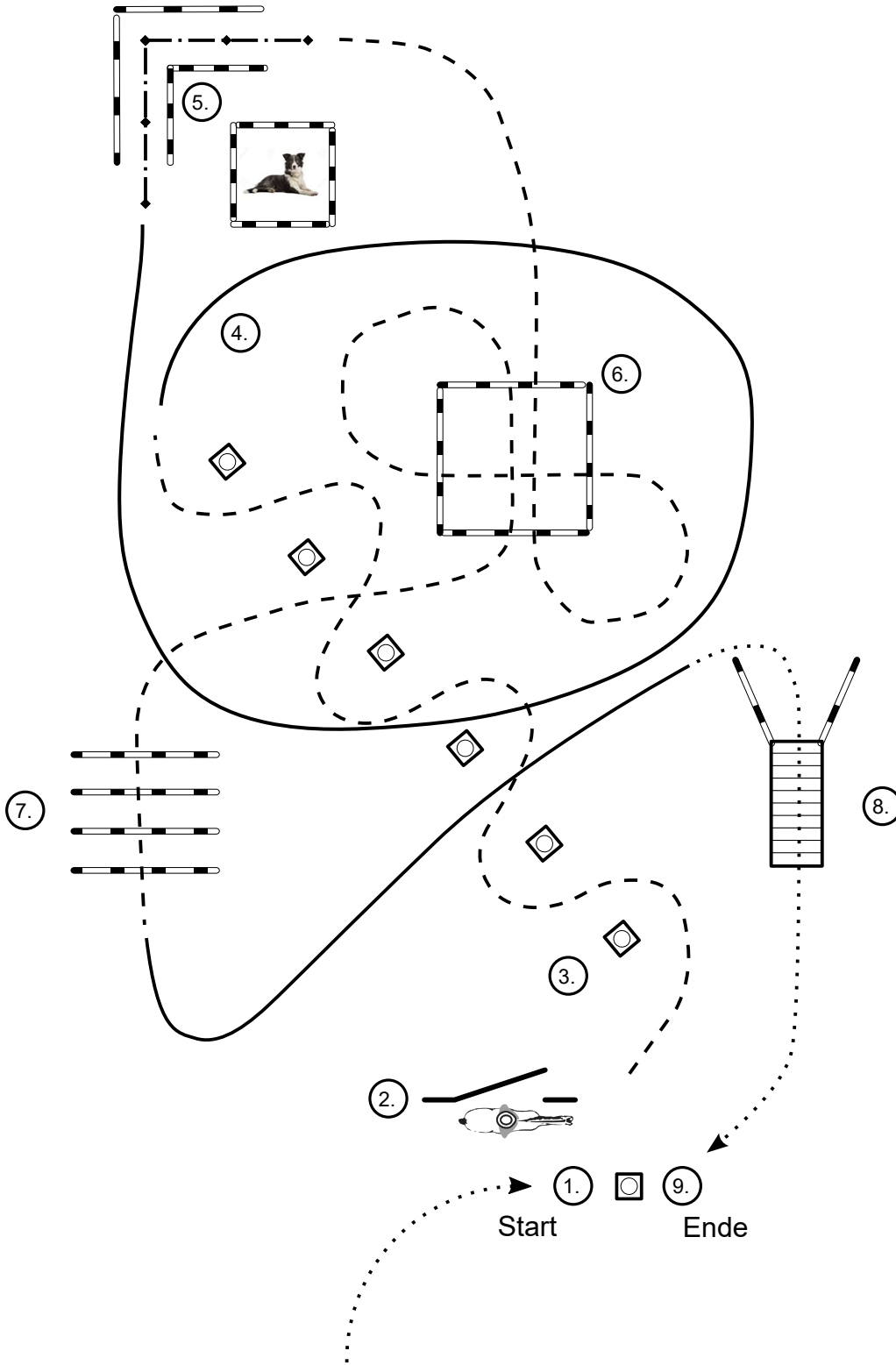
Horse & Dog Trail LK 3-5



1. Einreiten
Hund ableinen
2. Tor
Hund voraus oder nachholen
3. Schritt Slalom
Hund bei Fuß
4. Rückwärts
Hund vorher im Quadrat ablegen, danach Hund abrufen
5. Trabstangen
Hund bei Fuß (Hund mit durch das Quadrat)
6. Schrittstangen
Hund bei Fuß
7. Rechtsgalopp zur Brücke
Hund bei Fuß, Brücke, Hund voraus oder nachkommen lassen
8. Absteigen
Hund anleinen

- Walk
- - - - - Jog
- Lope
- ◆- - - ◆ Backup
-> Sidepass
- ⌘ Lead Change

Horse & Dog Trail LK 1-2 Q



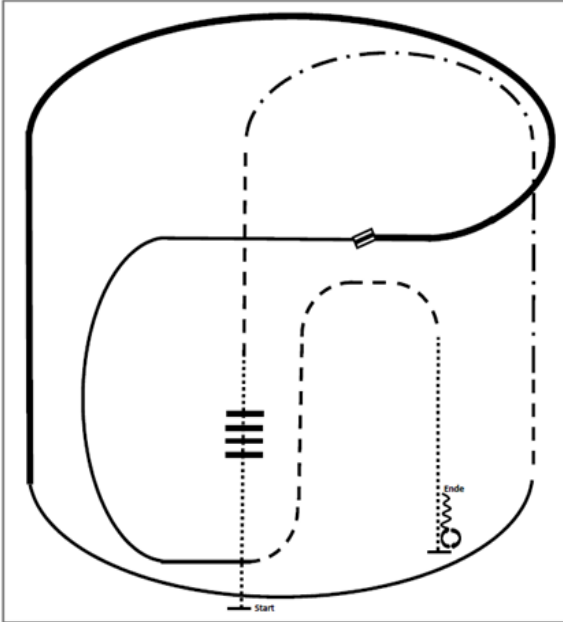
1. Einreiten
Hund anleinen
2. Tor
Hund vorausschicken
3. Trab Slalom
Hund bei Fuß
4. Rechtsgalopp
Hund bei Fuß
5. Rückwärts
Hund vorher im Quadrat ablegen
6. Trabstangen
Hund bei Fuß
(Hund mit durch das Quadrat)
7. Trabstangen
Hund bei Fuß
8. Linksgalopp, Schritt
Brücke
Hund vorausschicken
9. Absteigen
Hund anleinen

- Walk
- - - - - Jog
- Lope
- ◆ — ◆ — ◆ Backup
-> Sidepass
- X — Lead Change

Ranch Riding

LK 1/2 Junior

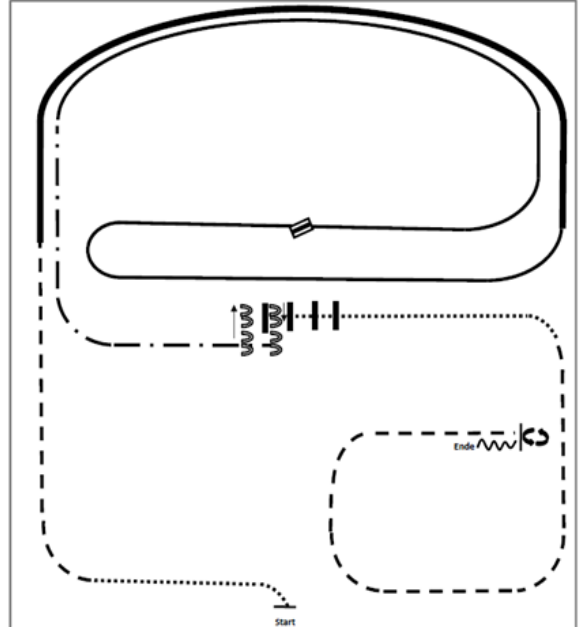
2015 Ranch Riding Pattern 13 (Arenagröße mind. 20x40):
 LK 1-3 A/B



- | | | |
|-------------------------|---|--|
| 1. Walk over | 8. Trot | |
| 2. Trot | 9. Walk | |
| 3. Ext. Trot, Trot | 10. Stop, Turn 360° each direction (either way first) | |
| 4. Lope right lead | 11. Back | |
| 5. Ext. Lope right lead | | |
| 6. Change leads | | |
| 7. Lope left lead | | |

LK 1 A Senior / LK 2 A Senior LK 1/2 B

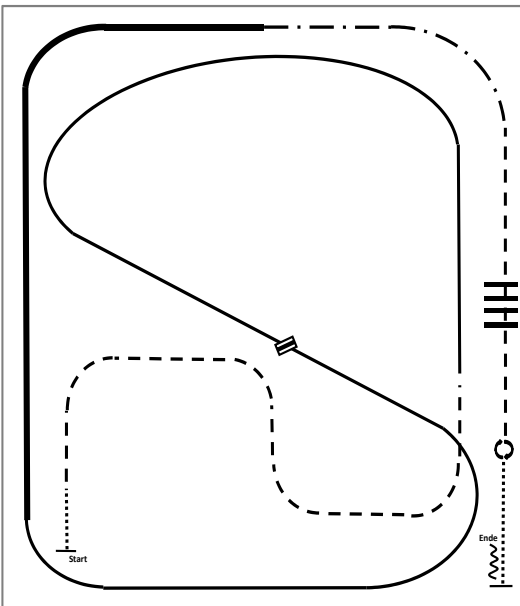
2015 Ranch Riding Pattern 5 (Arenagröße mind. 25x50):
 Q LK 1/2 A/B, M LK 1/2 A/B, LK 1/2 A/B



- | | | |
|-------------------------|---------------------------------------|--|
| 1. Walk | 8. Stop, Sidepass left, right 1/2 way | |
| 2. Trot | 9. Walk over | |
| 3. Ext. Lope right lead | 10. Walk | |
| 4. Lope right lead | 11. Trot | |
| 5. Change leads | 12. Stop, Turn left 360°, Back | |
| 6. Lope left lead | | |
| 7. Ext. Trot | | |

LK 3A / LK 3B

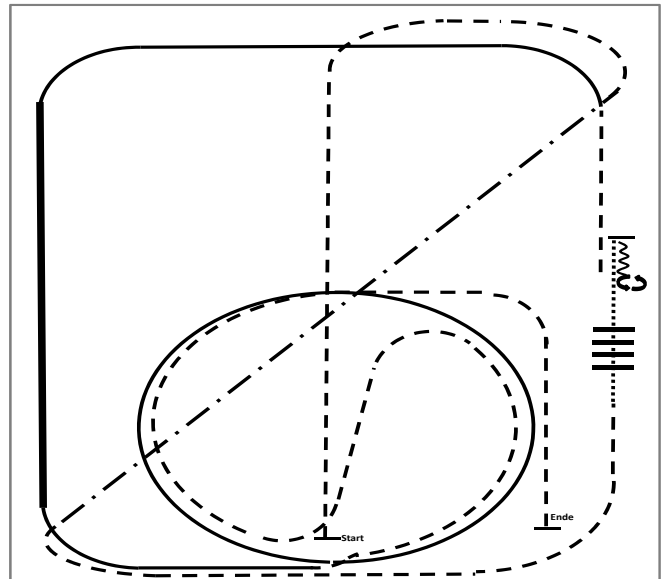
2015 Ranch Riding Pattern 4 (Arenagröße mind. 20x40):
 LK 1-3 A/B



- | | | |
|-------------------------|---|--|
| 1. Walk | 8. Trot | |
| 2. Trot | 9. Trot over | |
| 3. Lope left lead | 10. Stop, Turn 360° each direction (either way first) | |
| 4. Change leads | 11. Walk, Stop, Back | |
| 5. Lope right lead | | |
| 6. Ext. Lope right lead | | |
| 7. Ext. Trot | | |

LK 4/5 A / LK 4/5 B


2015 Ranch Riding Pattern 15 (Arenagröße mind. 20x40):
 LK 4/5 A/B

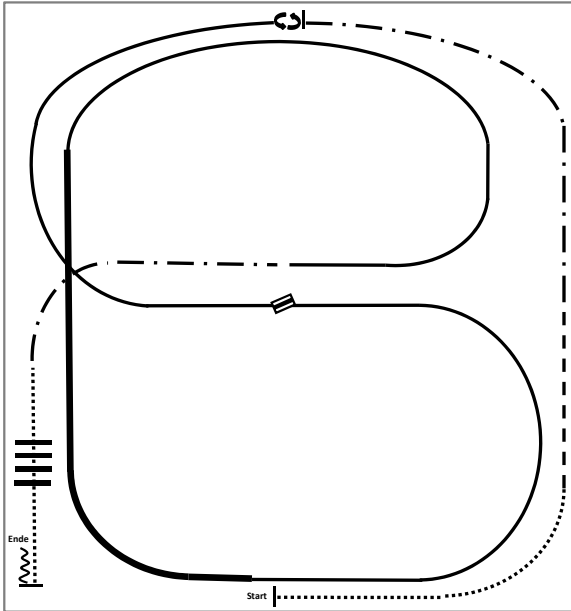


- | | | |
|--------------------|---|--|
| 1. Trot | 8. Trot | |
| 2. Ext. Trot, Trot | 9. Lope left lead | |
| 3. Walk | 10. ext. Lope left lead, Lope left lead | |
| 4. Walk over | 11. Trot | |
| 5. Stop, Back | 12. Lope right lead | |
| 6. Turn right 180° | 13. Trot, Stop | |
| 7. Turn left 180° | | |

Ranch Riding

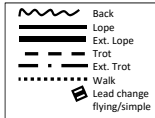
LK 2/1 Q Junior / LK 2/1 B-Q

 2015 Ranch Riding Pattern 1 (Arenagröße mind. 20x40):
 Q LK 1/2 A/B 05/2015




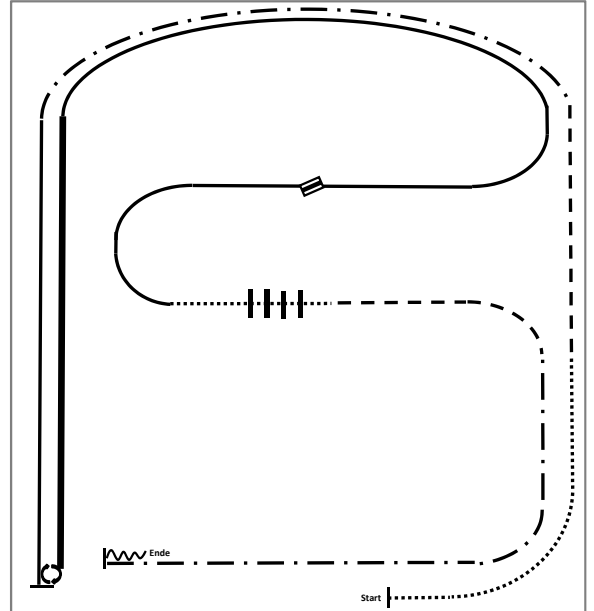
- 1.Walk
- 2.Trot
- 3.Ext. Trot, Stop
- 4.Turn left 360°
- 5.Lope left lead
- 6.Change leads
- 7.Lope right lead

- 8.Ext. Lope right lead
- 9.Lope right lead
- 10.Ext. Trot
- 11.Walk over
- 12.Stop, Back



LK 2/1 A-Q Senior

 2015 Ranch Riding Pattern 2 (Arenagröße mind. 20x40):
 Q LK 1/2 A/B 05/2015



- 1.Walk
- 2.Trot
- 3.Ext. Trot
- 4.Lope left lead
- 5.Stop, turn right 540°
- 6.Ext. Lope right lead
- 7.Lope right lead

- 8.Change leads. Lope left lead
- 9.Walk
- 10.Walk over
- 11.Trot
- 12.Ext. Trot
- 13.Stop, Back

